

July 1, 954

Page 1


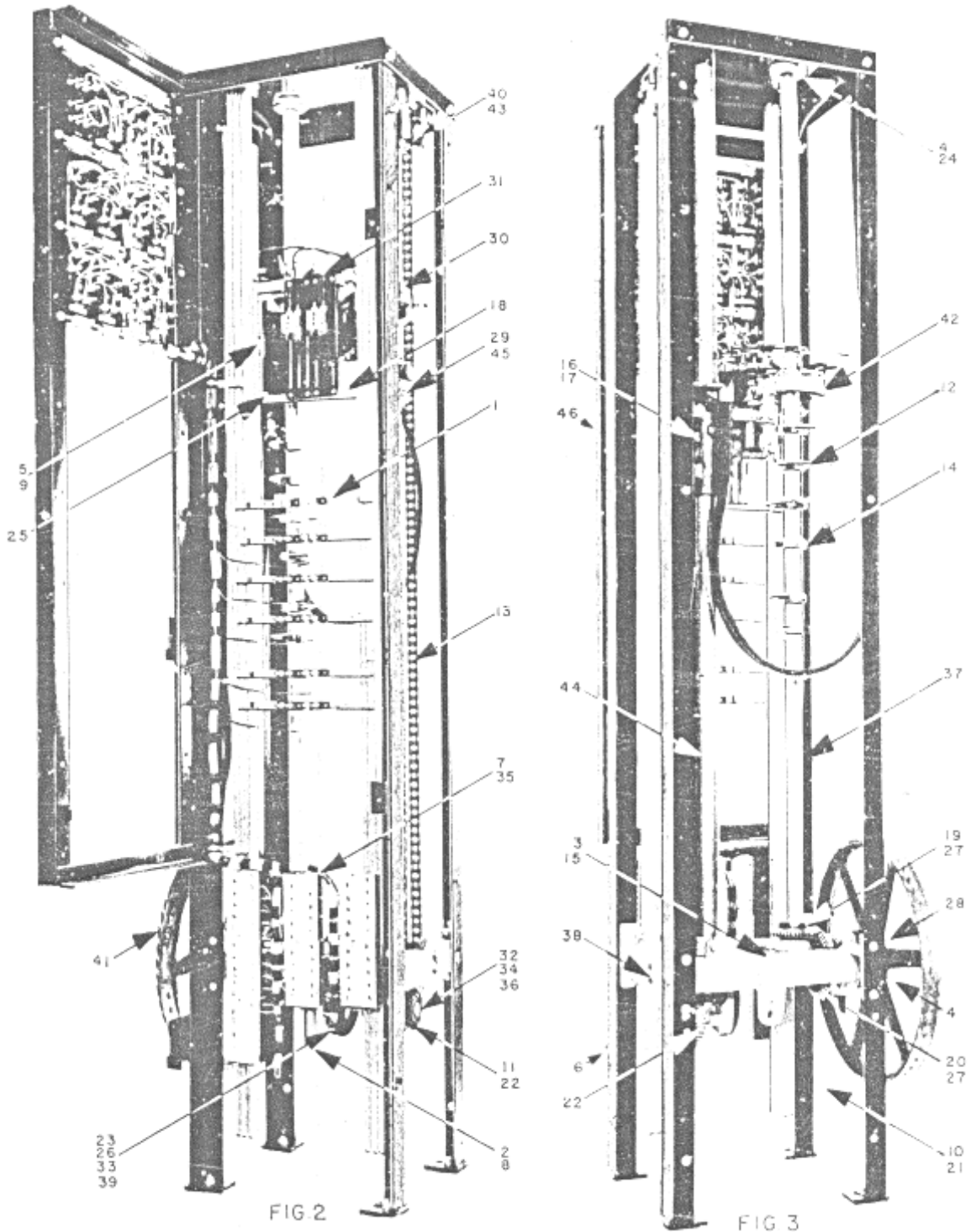


FIG. 1
FRONT VIEW
(COVER REMOVED)

C-989 - Type 6850AD Selector with Type 6850H Relay Panel

Page 2



C-989 - Type 6850AD Selector with Type 6850H Relay Panel

Page 3

PARTS FOR TYPE 6850AD SELECTOR - FIG. 2 AND 3

ML 6850AD- AND ORDER FORM 0-487

Ref. No.	Part No.	Quantity	Description
1	----	-	Bar, Floor (for details see Page 4, Fig. 4)
2	299MX10	1	Bar, Support, 11-1/2" long
2	299MX11	1	Bar, Support, 15-3/4" long
3	306DR1	1	Base, with Oil Hole Cover (for R.H. Selector)
3	306DR4	1	Base, with Oil Hole Cover (for L.H. Selector)
4 <i>Arrow indicates location, the parts themselves not showing in the illustrations.</i>	207Z3	3	Bearing, Ball, 19/32" ID (for Housing #396BC2 and Base)
5	207Z31	1	Bearing, Ball (for Frame #374GG2)
6 <i>Arrow indicates location, the parts themselves not showing in the illustrations.</i>	207AN1	1	Bearing, Ball, 1-1/8" ID (for Base)
7	303B2	-	Board, 6 Stud Terminal
7	303B1	-	Board, 10 Stud Terminal
8	65BD1	2	Bolt, Special, 3/4" long (for Support Bars)
9	65BH1	1	Bolt, Special, 1-1/8" long (for Frame #374GG2)
10 <i>Arrow indicates location, the parts themselves not showing in the illustrations.</i>	335H3	2	Bushing, Flanged, Oil-less, 3/4" ID, 1" OD, 5/8" long (for Shaft #494EV2)
11	335E3	1	Bushing, Straight, Oil-less, 3/4" ID, 1" OD, 1-7/16" long (for Gear #205C3)
12	327DE2	-	Cam
13	A332AH2	1	Chain, 3/8" roller width, 5/8" pitch, .400" roller diam., 121-7/8" long
14	336CM1	-	Clamp (for Cam #327DE2)
15	435AK1	1	Cover, Oil Hole (for Base)
16	384H1	1	Crosshead
17	435AF1	1	Cup, Oil (for Crosshead #384H1)
-	---	1	Drive, Indicator (for details see Page 5, Fig. 5)
18	374GG2	1	Frame, Crosshead Panel, with Bolt and Bearing

C-989 - Type 6850AD Selector with Type 6850H Relay Panel

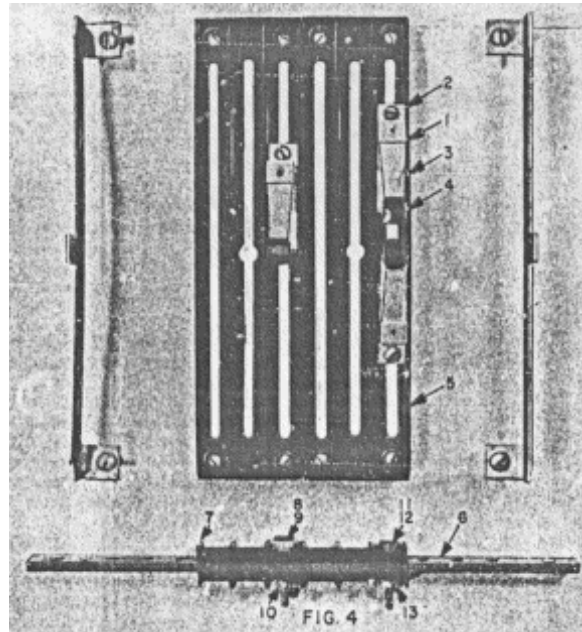
19	202BP1	1	Gear, Bevel, 40 teeth (for Shaft #A494ET2)
20	202BR1	1	Gear, Bevel, 54 teeth (for Shaft #494ES1, 3, 5 or 6)
21	201BS1	1	Gear, Spur Pinion, 23 teeth (for Shaft #494EV2)
22	205C3	1	Gear, Spur and Sprocket, with Bushing, Sprocket 12 teeth, Gear 40 teeth (for Pin #77JX1)
23	201BR1	1	Gear, Spur, 82 teeth (for Shaft #494EV2)
24	396BC2	1	Housing, Bearing (for Bearing #207Z3)
-	397Z1	1	Hub, Sprocket (for Sprocket #195AY1- See Fig. 6)
25	269T1	2	Indicator, Floor Bar Setting (for Crosshead Panel)
26	192D3	1	Key, 1/4" square, 1-1/4" long, one end round, steel (for Gear #201BR1)
27	192E20	2	Key, 1/4" square, 1-1/4" long, ends square, steel (for Shaft #A494ET2 and Shaft #494ES1, 3, 5, or 6)
28	192E25	1	Key, 1/4" square, 2" long, steel (for Shaft #494ES1, 3, 5, or 6)
29	288FZ1	2	Lever (for Chain)
30	67G8	2	Nut, 3/8" Elastic Stop (for Levers)
-	---	1	Pack, Power (for details see Page 6, Fig. 8)
31	---	1	Panel, Crosshead (for details see Page 4, Fig. 4)
32	77JX1	1	Pin, 3/4" diam., 3-29/32" long (for Gear #205C3)
33	81AX4	1	Pin, Roll, 3/16" diam., 1-3/8" long (for Shaft #494EV2)
34	81AX5	1	Pin, Roll, 3/16" diam., 1-3/4" long (for Pin #77JX1)
35	102BL1	-	Plate, Marking (for Board #303B1)
35	102BL4	-	Plate, Marking (for Board #303B2)
36	172DE6	1	Ring, Retaining, external (for Pin #77JX1)
37	A494ET2	1	Shaft, Cam, 1-1/8" diam., 59" long
38	494ES1	1	Shaft, Drive, 17" long (for R.H. Selector)
38	494ES3	1	Shaft, Drive, 17" long (for L.H. Selector)

C-989 - Type 6850AD Selector with Type 6850H Relay Panel

38	494ES5	1	Shaft, Drive, 19-1/2" long (for R.H. Selector)
38	494ES6	1	Shaft, Drive, 19-1/2" long (for L.H. Selector)
39	494EV2	1	Shaft, with Gear and Pin
40	255EB29	3	Shim, 1-1/4" wide, 2-1/2" long, .0299" thick (for Signal Reversal Switch)
-	195AY1	1	Sprocket, Rim, 17 teeth (for Hub #397Z1 - See Fig. 6)
41	A195BR1	1	Sprocket, Tooth Tape, 52 teeth
42	---	1	Switch, Leveling (for details see Page 7, Fig. 9)
43	---	1	Switch, Signal Reversal (for details see Page 6, Fig. 7)
-	---	1	Tightener, Chain (for details see Page 5, Fig. 6)
44	A135AP5	1	Tube, 1-3/4" OD, 59-3/8" long
45	131P2	2	Washer, 7/16" ID, 1" OD, 5/16" thick, steel (for Levers)
46	488B2	1	Wick, 3" wide, 7-7/16" long, 1/8" thick, felt (for Crosshead)
<i>46 Arrow indicates location, the parts themselves not showing in the illustrations.</i>			

C-989 - Type 6850AD Selector with Type 6850H Relay Panel

Page 4



PARTS FOR CROSSHEAD PANEL - FIG. 4

ML 2031AB- OR ORDER FORM 0-487

Ref. No.	Part or ML No.	Quantity	Description
1	6839F3	-	Brush, Contact, each consisting of:
2			1 - Bracket part #316AWS1
3			1 - Contact, assembled part # 156J4
4			1 - Contact, carbon (for Contact #156J4) part # 156J2
5	438CD1	-	Panel, Crosshead

PARTS FOR FLOOR BARS - FIG. 4


ML 2166D- OR ORDER FORM 0-487

Ref. No.	Part or ML No.	Quantity	Description
6	299NJ1	-	Bar, Floor
7	306DP1	-	Base, Floor Bar
8	6850F1	-	Contact, each consisting of:
9			1 - Contact part #156E2
10			1 - Tube part #137E5
11	6850F2	-	Contact, each consisting of:
12			1 - Contact part #156G3
13			1 - Tube part #137E5

N.B. It should be understood that the arrangements of the Contacts shown in Fig. 4, is purely illustrative. In actual practice the arrangement of the various parts depend on many things, such as Car Speed, Type of Control, etc.

C-989 - Type 6850AD Selector with Type 6850H Relay Panel

Page 5



PARTS FOR TYPE 6850Z INDICATOR DRIVE - FIG. 5

ORDER FORM 0-487

Ref. No.	Part or ML No.	Quantity	Description
1	316AVG2	1	Bracket, with Pulley and Pin
2	335E45	1	Bushing, Oil-less, 3/8" ID, 1/2" OD, 5/8" long, (for Pulley)
3	A332AG1	1	Chain, 34-7/8" long, with rod
3	A332AG3	1	Chain, 51-3/8" long, with rod
3	A332AG6	1	Chain, 103-1/8" long, with rod
-	332AJ1	1	Chain, 43-7/8" long, with rod and rivet (not illustrated)
-	332AJ2	1	Chain, 59-5/8" long, with rod and rivet (not illustrated)
4	77JH1	1	Pin, 3/8" diam., 1" long (for Bracket)
5	198R2	1	Pulley, with Bushing
6	6833B3	1	Sheave, Indicator Chain, consisting of:
7			1 - Bushing, Oil-less, Flanged, 3/4" ID, 1" OD, 1-1/8" long (for Sheave) part #335H10
8			1 - Chain, 15 feet long part #332AE1
9			1 - Pin, 2-1/8" long part # 77JW1
10			12 - Pin, Rung, 1-7/16" long part # 77KW1
11			1 - Ring, Retaining, external part #172DE6
12			1 - Sheave, Chain, with Bushing part # 264B2

C-989 - Type 6850AD Selector with Type 6850H Relay Panel




FIG. 6

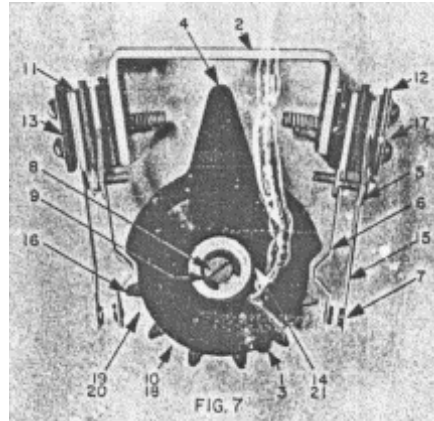
PARTS FOR TYPE 6850P CHAIN TIGHTENER - FIG. 6

ML 6850P-

Ref. No.	Part No.	Quantity	Description
1 Arrow indicates location, the part itself not showing in the illustration.	316AXH2	1	Bracket, with pin
2	335E46	1	Bushing, Oil-less, 3/4" ID, 1" OD, 7/8" long (for Sprocket)
3	397Z1	<i>These parts are used with the Chain Tightener, but are not a part of the above Material List.</i>	Hub, Sprocket
4	172DR3	1	Ring, Retaining
5	195AZ15	1	Sprocket, 9 teeth, with Bushing
6	195AY1	<i>These parts are used with the Chain Tightener, but are not a part of the above Material List.</i>	Sprocket, Rim, 17 teeth
7	127BA41	1	Washer, 49/64" ID, 1-1/4" OD, 1/16" thick, steel

C-989 - Type 6850AD Selector with Type 6850H Relay Panel

Page 6




C-989 - Type 6850AD Selector with Type 6850H Relay Panel

PARTS FOR TYPE 6850W SIGNAL REVERSAL SWITCH- FIG. 7

ML 6850W1

Ref. No.	Part No.	Quantity	Description
1 <i>Arrow indicates location, the parts themselves not showing in the illustration.</i>	207Z27	1	Bearing, Ball (for Cam)
2	316AWP1	1	Bracket
3 <i>Arrow indicates location, the parts themselves not showing in the illustration.</i>	335H11	1	Bushing, Oil-less, 5/8" ID, 7/8" OD, 1" long (for Sprocket)
4	327DF2	1	Cam, with Ball Bearing
5	176BE1	4	Connector, brass
6	150P31	2	Contact, Spring, silver
7	150P32	2	Contact, Spring, silver, flat
8	77JS1	1	Pin, 1-7/8" long
9	172DR6	1	Ring, Retaining, external (for Pin #77JS1)
10 <i>Arrow indicates location, the parts themselves not showing in the illustration.</i>	172DE9	1	Ring, Retaining, external (for Sprocket #195CJ2)
11	464P3	10	Separator, Insulating, 15/16" long, 7/16" wide, 1/16" thick
12	464P4	6	Separator, Insulating, 1-1/8" long, 5/8" wide, 1/16" thick
13	255EB27	4	Shim, 15/16" long, 7/16" wide, .0299" thick
14	90LB5	1	Spring, Compression, 9/16" ID, 1-3/8" long, 4-1/2" active turns (for Pin #77JS1)
15	93BM2	2	Spring, Flat (for Contact #150P32)
16	195CJ2	1	Sprocket, with Bushing, 12 teeth
17 <i>Arrow indicates location, the parts themselves not showing in the illustration.</i>	137E6	4	Tube, 3/4" long
18 <i>Arrow indicates location, the parts themselves not showing in the illustration.</i>	127VB3	1	Washer, 21/64" ID, 9/16" OD, 1/16" thick, steel (for Bearing #207Z27)
19 <i>Arrow indicates location, the parts themselves not showing in the illustration.</i>	127AA25	1	Washer, 21/32" ID, 1" OD, 5/64" thick, steel (for Sprocket)
20 <i>Arrow indicates location, the parts themselves not showing in the illustration.</i>	129AR1	1	Washer, Friction Disk, 1-1/32" ID, 2" OD, 3/16" thick (for Cam #327DF2)
21 <i>Arrow indicates location, the parts themselves not showing in the illustration.</i>	133A5	2	Washer, Spring Seat

C-989 - Type 6850AD Selector with Type 6850H Relay Panel



PARTS FOR TYPE 6850AP POWER PACK - FIG. 8

ML 6850AP- AND ORDER FORM 0-487

Ref. No.	Part or ML No.	Quantity	Description
1	6843J-H1	1	Panel, Fuse, consisting of:
2			4 - Clip, Fuse part #12116
3			2 - Fuse, One Time, 1 amp., 250 volts part #375H1
4	105BV1	1	Plate, Base, steel
5	230AY3	1	Rectifier, Selenium, 45 watts
6	A225DF1	1	Transformer, 190, 240 volts
6	A225DF2	1	Transformer, 380, 440 volts
6	A225DF4	1	Transformer, 550, 575 volts

C-989 - Type 6850AD Selector with Type 6850H Relay Panel

Page 7


PARTS FOR TYPE 6851A LEVELING SWITCH - FIG. 9

ML 6851A- AND ORDER FORM 0-487

Ref. No.	Part or ML No.	Quantity	Description
1	59AW1	2	Bolt, Special, Hex. Head (for Bracket to Frame #374GF2)
2	316AWM2	1	Bracket, with Bushings and Pins
3	335E42	2	Bushing, Oil-less, 1/4" ID, 3/8" OD, 1/4" long (for Bracket)
4	335E41	2	Bushing, Oil-less, 5/16" ID, 3/8" OD, 1/4" long (for Links)
5	339BL1	1	Clip, Coil, brass
6	See Note	1	Coil, Magnet
7	6839D1	4	Contact, Brush, each consisting of:
8			1 - Base, Contact part # 306CH1
9			1 - Contact, Spring, carbon part # 154AD2
10			1 - Washer part # 131BA1
11	6839E1	2	Contact, Door Zone, each consisting of:
12			1 - Base, Contact part # 306CH2
13			1 - Contact, Spring, movable part # 150P30
14			1 - Contact, with base, stationary part #A152AT1
15			1 - Pin, 1/8" diam., 3/4" long part # 77JR1
16			2 - Ring, Retaining part # 172ES1
17			1 - Spring, Flat part # 93BJ1
18			1 - Washer part #127XA14
19	400BB1	1	Core, Stationary
20	374FW1	1	Frame, Magnet
21	374GF2	1	Frame, with core
22	269R1	1	Indicator, Contact Setting
23	430BJ2	1	Link, with Bushing and Pin (Spring side)
24	430BH2	1	Link, with Bushing and Pin (Opposite side)
25	77HZ1	2	Pin, Shouldered, 3/4" long, steel (for Bracket #316AWM2)
26	79AA5	1	Pin, 5/16" diam., 2-1/2" long, brass (for Link #430BJ2)
27	77JP1	1	Pin, 5/16" diam., 2-15/32" long, steel (for Frame #374EW1)

C-989 - Type 6850AD Selector with Type 6850H Relay Panel

28	81AX2	2	Pin, Roll, 3/32" diam., 3/4" long (for Pin #79AA5)
29	172ES2	4	Ring, Retaining (for Pin #77JP1 and Pins #77HZ1)
30	172ER1	1	Ring, 4-3/8" ID, steel (for Bracket)
31	90YA19	1	Spring, Compression (for Link #430BJ2)
32	6839G1	2	Switch, Brush (Leveling) each consisting of:
33			1 - Base, Contact part # 306CH2
34			1 - Contact, Spring, movable part # 150F6
35			1 - Contact, with base, station- ary part # 152AR2
36			1 - Pin, 1/8" diam., 3/4" long part # 77JR1
37			2 - Ring, Retaining part # 172ES1
38			1 - Spring, Flat part # 93BJ2
39			1 - Washer part #127XA14
40	129CA5	1	Washer, 1/4" ID, 1/2" OD, 1/16" thick, fibre
41	128AF49	2	Washer, 11/32" ID, 5/8" OD, .01" thick, brass



NOTE: When ordering, give part number, which will be found on Coil to be replaced; or give Sales and Serial Numbers of Selector and state that it is for the Leveling Switch.

N.B. It should be understood that the arrangement of the Contacts and Switches shown in Fig. 9 is purely illustrative. In actual practice the number and arrangement of the various parts depend on many things, such as Car Speed, Type of Control etc.