


Compass® 360 Static Signage

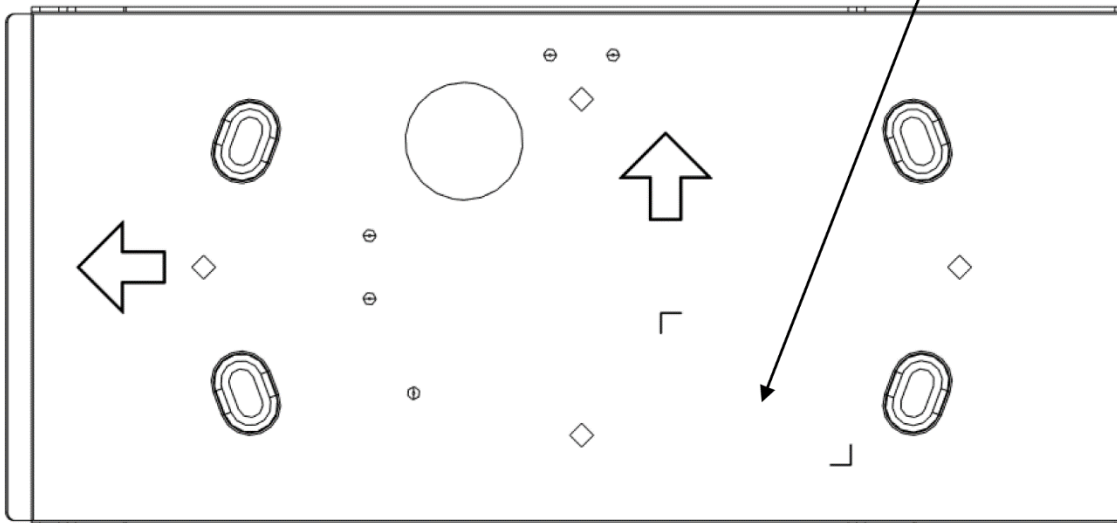
Spare Parts Leaflet 32-HAA23550H

September 25, 2024 / Page 1 of 5



32	H-HAA23550H
----	-------------

32	H-HBA23550H
----	-------------



Unpublished Work—© Otis Elevator Co.; 2024

OTIS

Safety First!

SERVICE ENGINEERING
Otis Elevator Company
CEC Shanghai & Korea

History

32-HAA23550H

Leaflet Description

This leaflet summarizes the Compass360 (static) signage.

Leaflet Revisions

Date Revised	Subject Matter Expert	Reason for Revision
24-Jan-2019	Shanghua Yang	New SPL
26-Nov-2019	Shanghua Yang	Added HBA vintage information
September 25, 2024	Vadzim Fedarenka	Fixed two typos in note on p. 4.

Related Drawings

Drawing No.	Title	Drawing No.	Title
HAA23550H	Compass® 360 Static signage	AAA25300AV	Compass®360 controller
HBA23550H	Compass® 360 Static signage		

Related Documents

Document ID	Title
SPL 10-AAA25300AV	Compass®360 controller

Subject Matter Expert

Name	Department
Shanghua Yang	CEC Shanghai & Korea

About Spare Parts Leaflets...

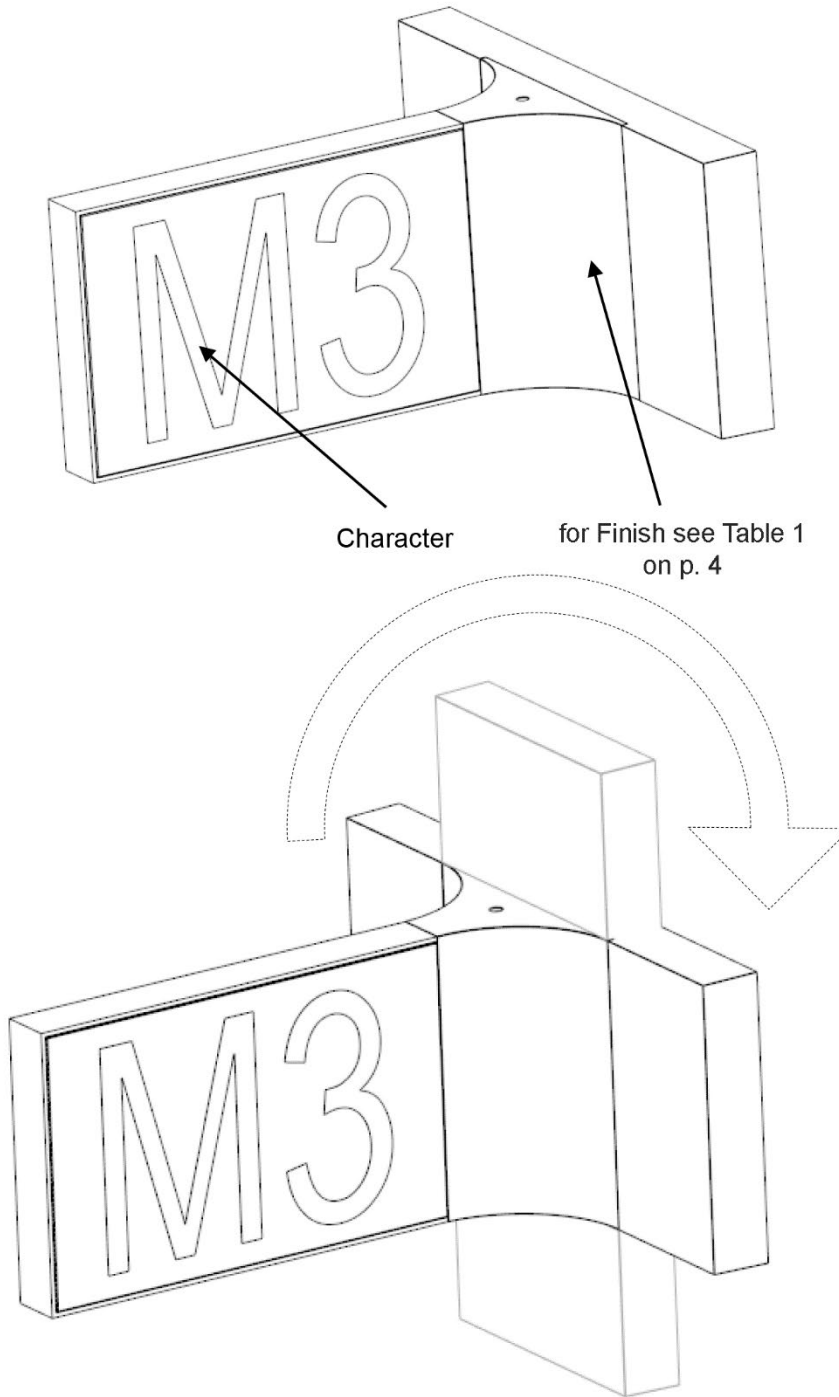
This document lists the lowest replaceable units (LRUs) for the standard version of the product. The LRUs are chosen by a team of Otis associates representing engineering and manufacturing.

While goal of this document is to make parts identification as easy as possible, the document cannot be all-inclusive. Elevator and escalator contracts classified as “special” or “custom” are not addressed here. For such contracts, please refer to specified information, the contract folder, TIPs, Field Education Articles, Construction Letters, etc. for further information.

If you have any suggestions about this document, please contact the subject matter expert listed on this page.

Signage

32-HAA23550H



Character

for Finish see Table 1
on p. 4



p. 4 for ordering information

Signage

32-HAA23550H

	HAA23550H HBA23550H		
REF. No.	PART No.	Description	Install Type
1	HBA23550H998-x-xxx	Static Signage	Vertical
	HBA23550H999-x-xxx		Horizontal

Table 1

Base part number ^{note1}	-	Finish ^{note2}	-	Character ^{note3}
HBA23550H999_ HBA23550H998_	-	1 = Silver 2 = Gold 3 = Black 4 = White	-	A-Z and 0-9, "W" is not available in two- and three-character signage combinations

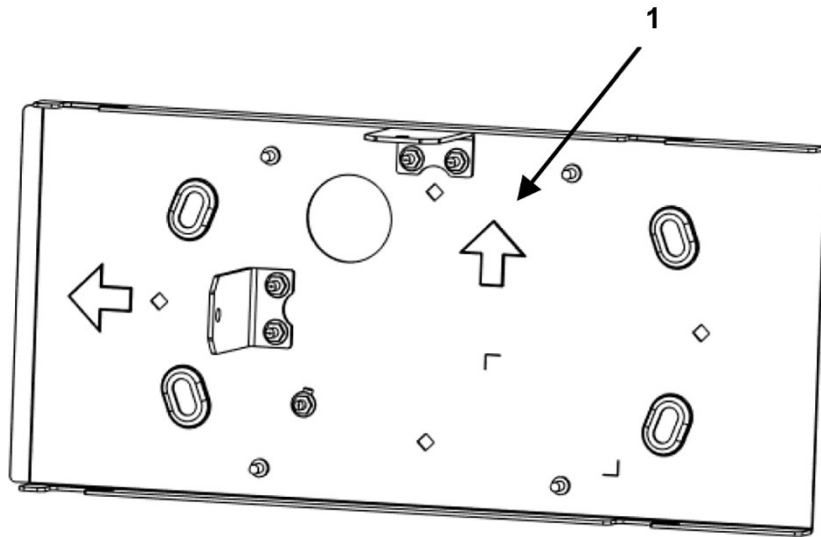
NOTES:

1. Base part number: HBA23550H999 means the signage is a horizontal install type; recommended to be installed on the top of elevator. HBA23550H998 means the signage is a vertical install type, recommended to be installed on the side of elevator.
2. Finish: Base portion color.
3. Character: Signage markup.

Example: HBA23550H999-1-B2 = Signage (static), Horizontal type, Silver, character "B2".

Signage

32-HAA23550H



REF. No.	PART No.	DESCRIPTION
1	HAA105CR1	Horizontal Wall Mounting Plate
	HAA105CR2	Vertical Wall Mounting Plate

NOTE 1

NOTE 1: Horizontal wall mounting plate recommended to be mounted above the hoistway door;
vertical wall mounting plate recommended to be mounted on the side of the hoistway door.