

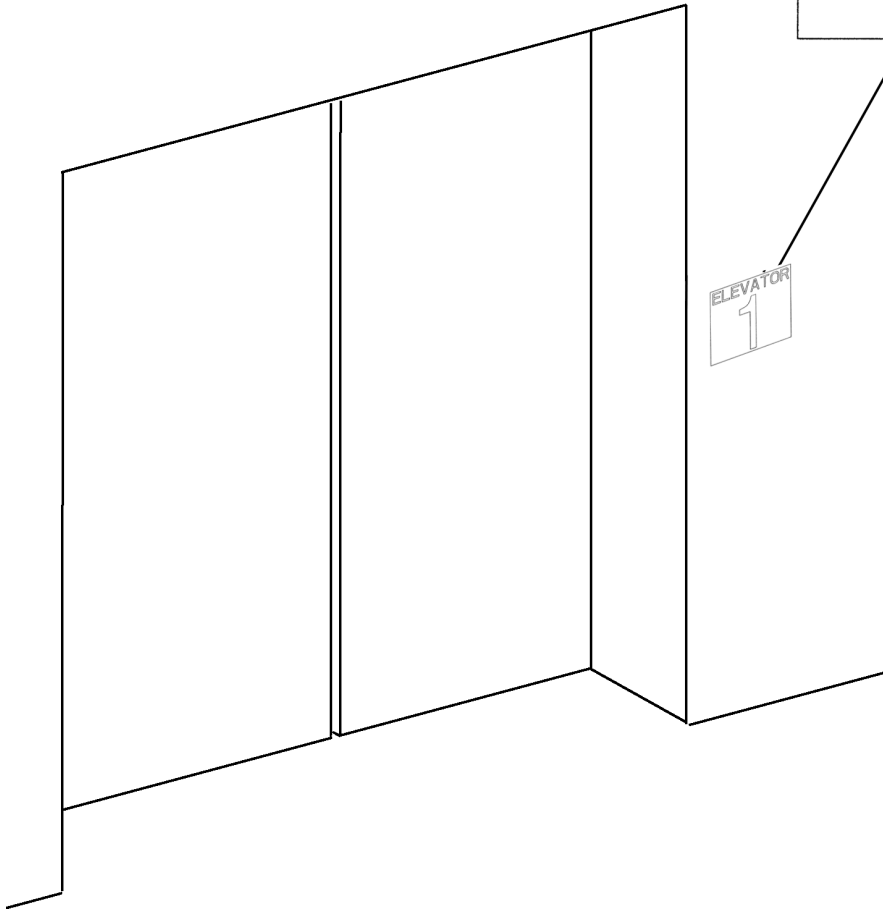

Elevator Number Plate

Spare Parts Leaflet

32-AAA102ASA

December 11, 2024/ Page 1 of 3

**W/O
VINTAGE**



This document does not contain any technical data subject to EAR or ITAR

SERVICE ENGINEERING
Otis Elevator Company
Bloomfield, Connecticut USA

Unpublished Work—© Otis Elevator Co.; 2024

History

32-AAA102ASA

Leaflet Description

This leaflet provides type AAA102ASA elevator number plate options.

Leaflet Revisions

| Date Revised | Subject Matter Expert | Reason for Revision |
|---------------------|------------------------------|---|
| November 20, 2007 | Joseph D. Zych | New SPL |
| April 29, 2015 | Joseph D. Zych | Updated document template and updated background and lettering color information |
| July 8, 2015 | Joseph D. Zych | Updated parts ordering information |
| February 3, 2016 | Joseph D. Zych | Updated ordering information |
| December 11, 2024 | Vadzim Fedarenka | Updated main image; added AAA102ASA3-6 French & Spanish language plates in NOTE and updated examples 1 & 2 on p. 3. |

Related Drawings

| Drawing No. | Title | Drawing No. | Title |
|--------------------|-----------------------|--------------------|--------------|
| AAA102ASA | Elevator Number Plate | | |
| | | | |

Related Documents

| Document ID | Title |
|--------------------|--------------|
| | |
| | |

Subject Matter Expert

| Name | Department |
|---------------------------------|-------------------------|
| Vadzim Fedarenka & Aayush Desai | OSC Service Engineering |

About Spare Parts Leaflets...

This document lists the lowest replaceable units (LRUs) for the standard version of the product. The LRUs are chosen by a team of Otis associates representing engineering and manufacturing.

While goal of this document is to make parts identification as easy as possible, the document cannot be all-inclusive. Elevator and escalator contracts classified as “special” or “custom” are not addressed here. For such contracts, please refer to specified information, the contract folder, TIPs, Field Education Articles, Construction Letters, etc. for further information.

If you have any suggestions about this document, please contact the subject matter expert listed on this page.

Elevator Number Plates

32-AAA102ASA

Type AAA102ASA Elevator Number Plate Identification Instructions

NOTE: Use p/n AAA102ASA1 for elevator numbers with up to three characters, ENGLISH
 Use p/n AAA102ASA2 for elevator numbers with four or five characters, ENGLISH
 Use p/n AAA102ASA3 for elevator numbers with up to three characters, FRENCH
 Use p/n AAA102ASA4 for elevator numbers with four or five characters, FRENCH
 Use p/n AAA102ASA5 for elevator numbers with up to three characters, SPANISH
 Use p/n AAA102ASA6 for elevator numbers with four or five characters, SPANISH

See Examples 1 and 2

Example 1: Elevator number marking of “14” in black finish on satin silver background finish.

AAA102ASA1-BLK-SS4-14

↑ ↑ ↑ ↑
 1 2 3 4

1. The base part number AAA102ASA1 (ENGLISH)
2. Text (graphic) finish.
3. Background color.
4. Desired elevator number designation (up to 3 characters)

Example 2: Elevator number marking of “APE10” in white finish on satin silver background finish.

AAA102ASA4-WHT-SS4-APE10

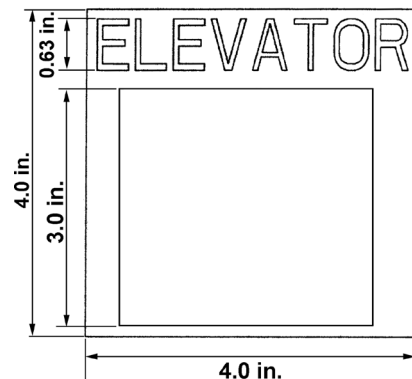
↑ ↑ ↑ ↑
 1 2 3 4

1. The base part number AAA102ASA4 (FRENCH)
2. Text (graphic) finish
3. Background color.
4. Desired elevator number designation (4 to 5 characters)

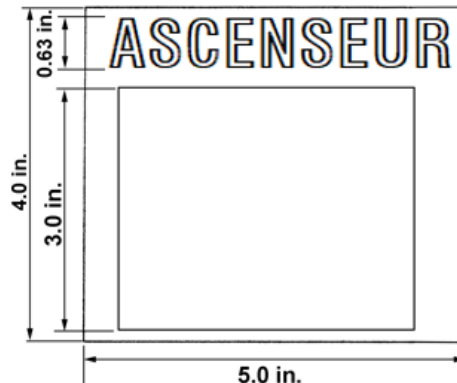
| Elevator Number Designations |
|------------------------------|
| 1 – 36 |
| A1 – A8 |
| B1 – B8 |
| C1 – C2 |
| E1 – E8 |
| G1 – G8 |
| H1 – H8 |
| P1 – P8 |
| PE1 – PE9 |
| S1 – S3 |
| SE1 – SE8 |
| PE10 – PE16 |
| APE1 – APE10 |
| BPE1 – BPE10 |
| CPE1 – CPE10 |

Material and Finish Options:

- Material is 0.020 thick metal
- Text finish:
 - SS4 – Satin Silver
 - BR7 – Satin Gold
 - WHT – White
 - BLK – Black
- Background color:
 - SS4 – Satin Silver
 - BR7 – Satin Gold
 - WHT – White
 - BLK – Black



p/n AAA102ASA1 (# designation has up to 3 characters)



p/n AAA102ASA4 (# designation has 4 or 5 characters)