

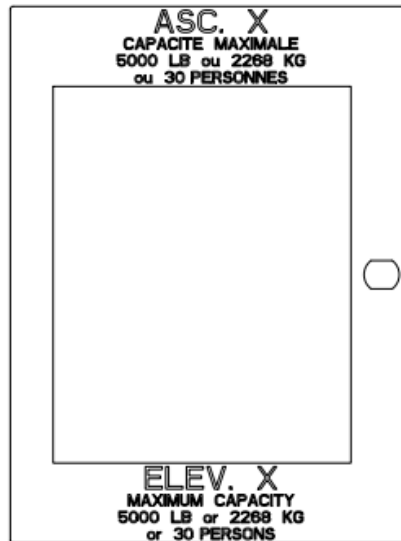
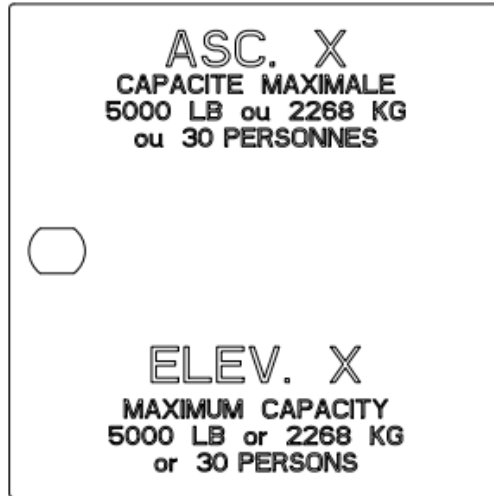
**Door,
Service Cabinet**

Spare Parts Leaflet

31-AAA403AE

February 4, 2026 / Page 1 of 4

W/O
VINTAGE



This document does not contain any technical data subject to EAR or ITAR

SERVICE ENGINEERING
Otis Elevator Company
Bloomfield, Connecticut USA

Unpublished Work—© Otis Elevator Co.; 2026

Leaflet Description

This leaflet provides information for Type AAA403AE service cabinet doors for AAA7144CM standard service cabinet.

Leaflet Revisions

Date Revised	Subject Matter Expert	Reason for Revision
August 25, 2021	Vadzim Fedarenka	New SPL
February 4, 2026	Vadzim Fedarenka	Updated images on p. 1 & 3; updated table data on p. 4.

Related Drawings

Drawing No.	Title	Drawing No.	Title
AAA403AE	Door, Service Cabinet	AAA26AGG	Details, COP Markings

Related Documents

Document ID	Title
31-AAA7144CM	Standard Service Cabinet
AAA26AHC	Detail, Finish Specification

Subject Matter Expert

Name	Department
Alron DMello & Vadzim Fedarenka	OSC Service Engineering

About Spare Parts Leaflets...

This document lists the lowest replaceable units (LRUs) for the standard version of the product. The LRUs are chosen by a team of Otis associates representing engineering and manufacturing.

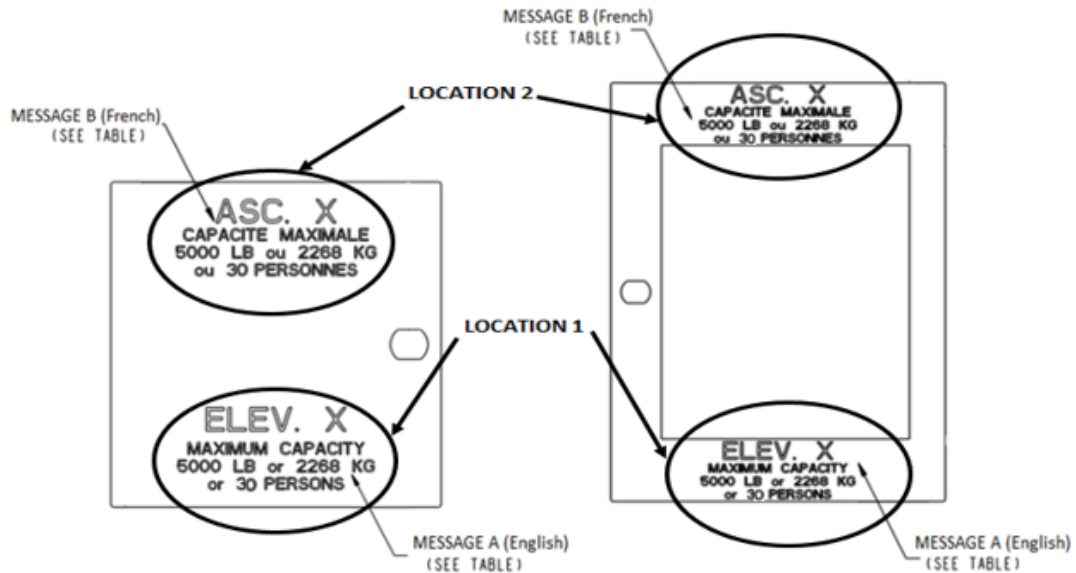
While goal of this document is to make parts identification as easy as possible, the document cannot be all-inclusive. Elevator and escalator contracts classified as “special” or “custom” are not addressed here. For such contracts, please refer to specified information, the contract folder, TIPS, Field Education Articles, Construction Letters, etc. for further information.

If you have any suggestions about this document, please contact the subject matter expert listed on this page.

Ordering Instructions

31-AAA403AE

Part Number Specifying Method:



**Door w/o Certificate window
(LEFT HAND as shown)**

**Door w/ Certificate window
(RIGHT HAND as shown)**

AAA403AE988-FS4-3500-2

Arrangement #
Finish

Elevator # ("X")
Duty Load (in LB)

1. Select the door arrangement.

Arrangement Number	Description
AAA403AE988	Assembly, Service Cabinet Door w/o Certificate Window, Left Hand
AAA403AE989	Assembly, Service Cabinet Door w/o Certificate Window, Right Hand
AAA403AE992	Assembly, Service Cabinet Door with Certificate Window, Left Hand
AAA403AE993	Assembly, Service Cabinet Door with Certificate Window, Right Hand

2. Select the finish.

FS4	Brushed Stainless Steel *
MIL4	Hand Brushed Stainless Steel *
SS8	Mirror Stainless Steel *
BR7	Brushed & Lacquered Brass **
BR8	Mirror & Lacquered Brass **
LBR	Light Oxidized Bronze **
DBR	Dark Oxidized Bronze **

* - 18 Gauge Stainless Steel

** - 14 Gauge Bronze Tinted

Ordering Instructions

31-AAA403AE

3. See table below to select Duty Load (DTLOAD) in the first column:

DTLOAD	MESSAGE A	MESSAGE B
2000	2000 LB or 907 KG or 12 PERSONS	2000 LB ou 907 KG ou 12 PERSONNES
2100	2100 LB or 953 KG or 12 PERSONS	2100 LB ou 953 KG ou 12 PERSONNES
2500	2500 LB or 1134 KG or 15 PERSONS	2500 LB ou 1134 KG ou 15 PERSONNES
3000	3000 LB or 1361 KG or 18 PERSONS	3000 LB ou 1361 KG ou 18 PERSONNES
3500	3500 LB or 1588 KG or 21 PERSONS	3500 LB ou 1588 KG ou 21 PERSONNES
4000	4000 LB or 1814 KG or 24 PERSONS	4000 LB ou 1814 KG ou 24 PERSONNES
4500	4500 LB or 2041 KG or 27 PERSONS	4500 LB ou 2041 KG ou 27 PERSONNES
5000	5000 LB or 2268 KG or 30 PERSONS	5000 LB ou 2268 KG ou 30 PERSONNES
5200	5200 LB or 2359 KG or 31 PERSONS	5200 LB ou 2359 KG ou 31 PERSONNES
5500	5500 LB or 2494 KG or 33 PERSONS	5500 LB ou 2494 KG ou 33 PERSONNES
6000	6000 LB or 2721 KG or 36 PERSONS	6000 LB ou 2721 KG ou 36 PERSONNES
6500	6500 LB or 2948 KG or 39 PERSONS	6500 LB ou 2948 KG ou 39 PERSONNES
7000	7000 LB or 3175 KG or 42 PERSONS	7000 LB ou 3175 KG ou 42 PERSONNES
7500	7500 LB or 3402 KG or 45 PERSONS	7500 LB ou 3402 KG ou 45 PERSONNES
8000	8000 LB or 3628 KG or 48 PERSONS	8000 LB ou 3628 KG ou 48 PERSONNES
8500	8500 LB or 3855 KG or 51 PERSONS	8500 LB ou 3855 KG ou 51 PERSONNES

4. Use the same table to specify the Marking Message according COP Marking Detail:

Message “A” (English) – Marking Letter A

Message “B” (French) – Marking Letter B

Messages “A” (English) & “B” (French) – Marking Letters AB

For one language (English or French), marking message will be provided in Location 1.

For bilingual marking, English message will be in location 1, French in location 2.

5. Provide Elevator # where the door will be installed. The number is engraved in place of symbol “X.”
6. Door marking consists of text line containing elevator number, rated load of elevator given in pounds and kilograms, and text line containing elevator capacity in terms of persons.