

LIMIT & CARFRAME SWITCHES & TAPE HITCH DEVICES



OTIS

800 / 600-6847

LIMIT & CARFRAME SWITCHES & TAPE HITCH DEVICES

Otis, March 2010

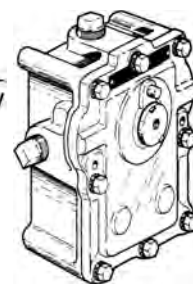


**NSAA: 800 / 600 - 6847 • Fax: 860 / 286 - 1605
Elsewhere: 860 / 242 - 3632 • Fax: 860 / 286 - 1657**



Otis

A United Technologies Company



Notes About This Catalog Section

Terminology, Sizing Standards, and Use

- The primary measurements shown for parts are based upon their design drawings.
- Most measurements are provided in both Imperial units (for the United States) and metric units (for Canada, Mexico, etc.). If only one form of a measurement is provided, assume Imperial units (generally inches) unless otherwise stated.
- Most Imperial measurements are rounded to the nearest tenth or hundredth of an inch and most metric measurements are rounded to the nearest millimeter.

Otis, March 2010



NSAA: 800 / 600 - 6847 • Fax: 860 / 286 - 1605
Elsewhere: 860 / 242 - 3632 • Fax: 860 / 286 - 1657

LIMIT & CARFRAME SWITCHES & TAPE HITCH DEVICES

| | |
|--|-----------|
| Notes About This Catalog Section | 2 |
| Questions to Answer Before Calling OSC Customer Service | 4 |
| Box and Contact Configurations | 5 |
| Complete Switch Assemblies..... | 7 |
| Complete Switch Assemblies–Explosion and Moisture Proof | 18 |
| Roller Arms and Switch Arms | 21 |
| Rollers | 28 |
| Miscellaneous Hoistway and Carframe Switches | 29 |
| Broken Tape Switch Devices–Illustrations..... | 33 |
| Tape Hitch Parts..... | 39 |

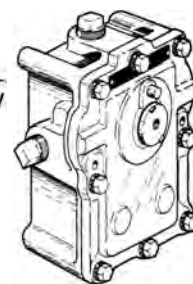
Otis, March 2010





Otis

A United Technologies Company



Questions to Answer Before Calling OSC Customer Service

For Standard Roller Arm 6098 Switches

1. Is the arm straight or dog legged?
2. Is the roller fastened by peening, retaining ring, or nut?
3. How many sets of contacts are inside the box?
4. What is the contact configuration – making, breaking, or a combination of the two?
5. Holding box vertically with the roller facing you and at the bottom, in which direction does the roller arm actuate? Right or left?

For Roller Arms

1. With the roller facing you and at bottom, does the arm extend down and to the right, down and to the left or just straight down? [For conventions of this catalog, down and dogleg to the right is considered Right Hand.]
2. How is the roller mounted? See 2. from above section.
3. Is the hole punching in the arm at the top done vertically or on an angle? Are the punched holes all round or are some arced slots?

For Rollers


Note that some design changes have been made over the years in roller material. OSC no longer handles or supplies white or yellow rollers. The direct replacement is one of the black rubber rollers we carry—or replace the complete roller arm assembly.



LIMIT & CARFRAME SWITCHES & TAPE HITCH DEVICES


Box and Contact Configurations

Otis, March 2010



Single Pole Breaking (SPB)
(SPM Opposite)

NOTE: This box and contact assembly not available for individual sale.



Double Pole Breaking (DPB)
(DPM Opposite)

NOTE: This box and contact assembly not available for individual sale.


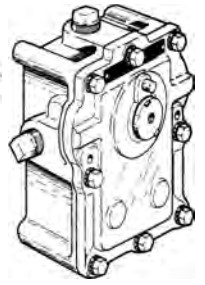
NSAA: 800 / 600 - 6847 • Fax: 860 / 286 - 1605
Elsewhere: 860 / 242 - 3632 • Fax: 860 / 286 - 1657






Otis

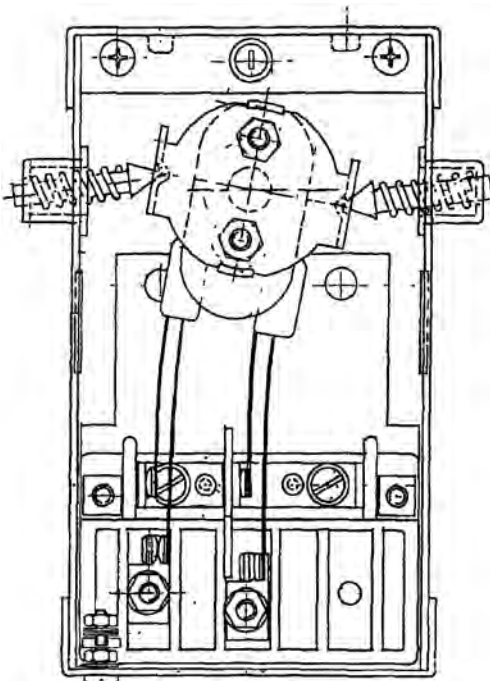
A United Technologies Company



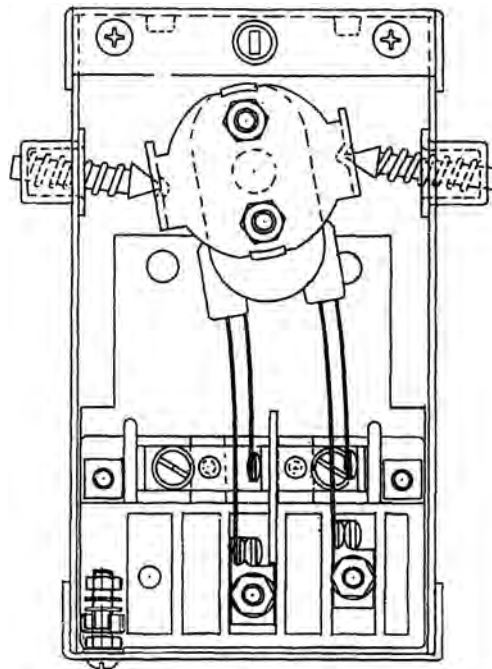
**Interior of A6098A1 & A2 (SPM + B) (SPDT)
A6151A1**



**Interior of A6098B27 (SPM + SPB)
A6151R1 similar look to 6151E1**



**DPST (DPM or DPB)
Interior of A6098A3**



**DPST (DPM or DPB)
Interior of A6098A4**

Otis, March 2010



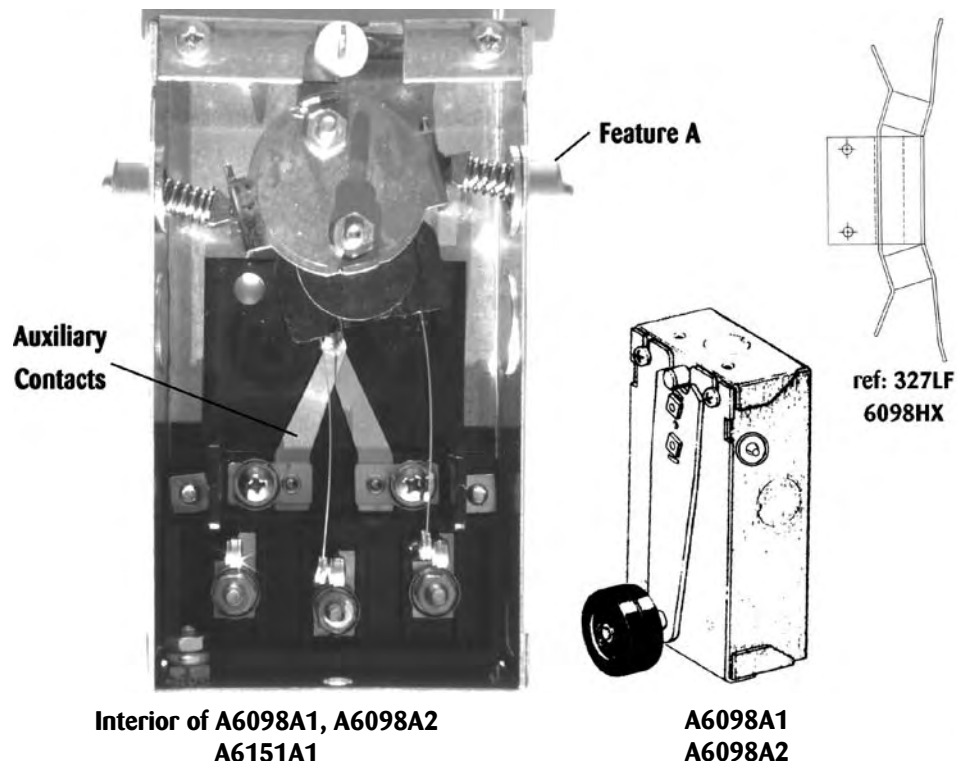
**NSAA: 800 / 600 - 6847 • Fax: 860 / 286 - 1605
Elsewhere: 860 / 242 - 3632 • Fax: 860 / 286 - 1657**

LIMIT & CARFRAME SWITCHES & TAPE HITCH DEVICES

Complete Switch Assemblies

| Part Number | Contact Logic | Description | Arm | SPL |
|-------------|---------------|--|--------|-------------------|
| A6098A1 | SPDT | Switch, Floor Stop—main contacts make one circuit and break the other in each direction. With auxiliary contact open at center position. Switch not momentary. | A287E2 | 05-6098 C-1098 |
| A6098A2 | SPDT | Switch, Floor Stop—with oil pot. Main contacts make one circuit and break the other in each direction. With auxiliary contact open at center position. Switch not momentary. | A287E2 | 05-6098 |
| A6098A3 | DPST | Switch, Floor Stop—both sets of contacts make when roller arm is thrown to left. Switch not momentary. Without auxiliary contact. | A287E2 | 05-6098 |
| A6098A4 | DPST | Switch, Floor Stop—both sets of contacts break when roller arm is thrown to left. Switch not momentary. Without auxiliary contact. | A287E2 | 05-6098 C-1098 |

NOTE: All switch part numbers in this table have Features A on both sides of box.



Interior of A6098A1, A6098A2
A6151A1

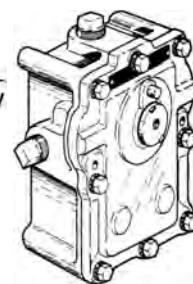
A6098A1
A6098A2

NSAA: 800 / 600 - 6847 • Fax: 860 / 286 - 1605
Elsewhere: 860 / 242 - 3632 • Fax: 860 / 286 - 1657



Otis

A United Technologies Company



Complete Switch Assemblies (continued)

| Part Number | Contact Logic | Description | Hand | Arm | SPL |
|-------------|---------------|--|-------|--------|----------------------|
| A6098B2 | SPM | Switch, Limit (with oil pot)—Steel Cover | Left | 287CH1 | 05-6098 |
| A6098B4 | SPB | Switch, Limit (with oil pot)—Steel Cover | Left | 287CH3 | 05-6098 |
| A6098B8 | DPB | Switch, Limit (with oil pot)—Steel Cover | Left | 287CH3 | 05-6098 |
| A6098B17 | SPDT | Switch, Main Contact Breaking, Auxiliary Contact Making—Now with Clear Cover (momentary switch without Features A) | Left | 287CH3 | 05-6098 |
| A6098B18 | SPDT | Switch, Main Contact Breaking, Auxiliary Contact Making—Now with Clear Cover (momentary switch without Features A) | Right | 287CH4 | 05-6098 |
| A6098B21 | SPDT | Switch, Main Contact Making, Auxiliary Contact Breaking—Now with Clear Cover (momentary switch without Features A) | Left | 287CH1 | 05-6098 |
| A6098B22 | SPDT | Switch, Main Contact Making, Auxiliary Contact Breaking—Now with Clear Cover (momentary switch without Features A) | Right | 287CH2 | 05-6098 |
| A6098B27 | SPM & SPB | Switch, Limit—Now With Clear Cover | Left | 287CH3 | 05-6098 17-6193MJ |
| A6098B28 | SPM & SPB | Switch, Limit—Now With Clear Cover | Right | 287CH4 | 05-6098 17-6193MJ |

NOTE: All switch assemblies shown in this table use retaining ring fastened rollers. It is likely that your older switch has an arm where roller is peened on and not individually replaceable. It is OK to use arms shown as replacement here, both for older version arms and when individual old roller replacement is desired.



A6098B27


NSAA: 800 / 600 - 6847 • Fax: 860 / 286 - 1605
Elsewhere: 860 / 242 - 3632 • Fax: 860 / 286 - 1657

LIMIT & CARFRAME SWITCHES & TAPE HITCH DEVICES

Otis, March 2010

| Part Number | Contact Logic | Description | Hand | Arm | SPL |
|-------------|---------------|------------------------------|-------|---------|----------------|
| AAA6098NM1 | SPB | Switch, Limit-w/ Clear Cover | Left | 287CH13 | Various SPLs |
| AAA6098NM2 | SPB | Switch, Limit-w/ Clear Cover | Right | 287CH14 | Various SPLs |
| AAA6098NM3 | DPB | Switch, Limit-w/ Clear Cover | Left | 287CH13 | 17-AAA25500AAA |
| AAA6098NM4 | DPB | Switch, Limit-w/ Clear Cover | Right | 287CH14 | 17-AAA25500AAA |
| AAA6098NM5 | DPB | Switch, Limit-w/ Clear Cover | Left | 6098FH5 | --- |
| AAA6098NM6 | DPB | Switch, Limit-w/ Clear Cover | Right | 6098FH6 | --- |
| AAA6098NM8 | SPM | Switch, Limit-w/ Clear Cover | Left | 287CH15 | --- |
| AAA6098NM9 | SPM | Switch, Limit-w/ Clear Cover | Right | 287CH16 | --- |
| AAA6098NM10 | DPM | Switch, Limit-w/ Clear Cover | Left | 287CH15 | --- |
| AAA6098NM11 | DPM | Switch, Limit-w/ Clear Cover | Right | 287CH16 | --- |
| AAA6098NM12 | DPM | Switch, Limit-w/ Clear Cover | Left | 6098FH7 | --- |
| AAA6098NM13 | DPM | Switch, Limit-w/ Clear Cover | Right | 6098FH8 | --- |

NOTE: See page 24 for arm illustrations, noting which hand and punching orientation you need (vertical or angled).

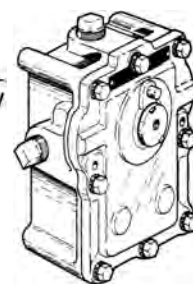


**NSAA: 800 / 600 - 6847 • Fax: 860 / 286 - 1605
Elsewhere: 860 / 242 - 3632 • Fax: 860 / 286 - 1657**




Otis

A United Technologies Company



Complete Switch Assemblies (continued)

| Part Number | Contact Logic | Description | Hand | SPL |
|-------------|---------------|-------------|----------|--------------|
| 6098C1 | SPB | Cam Switch | Opposite | Various SPLs |
| 6098C3 | SPB | Cam Switch | As Shown | Various SPLs |
| 6098C5 | DPB | Cam Switch | Opposite | Various SPLs |
| 6098C7 | DPB | Cam Switch | As Shown | Various SPLs |



6098C1

Otis, March 2010




LIMIT & CARFRAME SWITCHES & TAPE HITCH DEVICES

| Part Number | Contact Logic | Description | Hand | Arm | SPL |
|-------------|---------------|---------------------------------------|-------|-------|--------------|
| AAA6098NR1 | SPB | Switch, Tripper Type—With Clear Cover | Right | 287H5 | Various SPLs |
| AAA6098NR2 | SPB | Switch, Tripper Type—With Clear Cover | Left | 287H6 | Various SPLs |
| AAA6098NR3 | DPB | Switch, Tripper Type—With Clear Cover | Right | 287H5 | Various SPLs |
| AAA6098NR4 | DPB | Switch, Tripper Type—With Clear Cover | Left | 287H6 | Various SPLs |

Most type 6098D switches were replaced by type AAA6098NR switches.

NOTE: All four of these switches have normally open contact arrangement (i.e. when switch is tripped).

Otis, March 2010



Type AAA6098NR1 & 3 (shown)

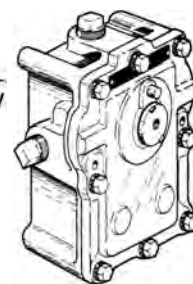


287H6




Otis

A United Technologies Company



Complete Switch Assemblies (continued)

| Part Number | Contact Logic | Description | Hand | SPL |
|-------------|---------------|------------------------------------|---------------|--------------|
| 6098E5 | DPM | Gate Switch—With Standard Arm | Left | Various SPLs |
| 6098E6 | DPM | Gate Switch—With Standard Arm | Right | Various SPLs |
| 6098MV2 | SPM | Gate Switch (GAL type) (not shown) | Right or Left | Various SPLs |



6098E5



Otis, March 2010

LIMIT & CARFRAME SWITCHES & TAPE HITCH DEVICES

| Part Number | Contact Logic | Description | Hand |
|-------------|---------------|-------------------------------|-------|
| AAA6098NP3 | DPM | Gate Switch—With Weighted Arm | Left |
| AAA6098NP4 | DPM | Gate Switch—With Weighted Arm | Right |



AAA6098NP3

Otis, March 2010

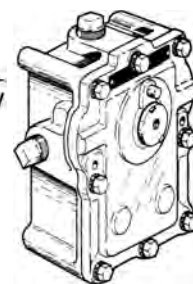
NSAA: 800 / 600 - 6847 • Fax: 860 / 286 - 1605
Elsewhere: 860 / 242 - 3632 • Fax: 860 / 286 - 1657





Otis

A United Technologies Company



Complete Switch Assemblies (continued)

| Part Number | Contact Logic | Description | Hand | Arm |
|-------------|---------------|--|-------|-----------|
| AAA6098NN1 | SPB | Switch, Limit-w/ Clear Cover (no roller) | Right | AAA287CS2 |
| AAA6098NN2 | SPB | Switch, Limit-w/ Clear Cover (no roller) | Left | AAA287CS2 |
| AAA6098NN3 | DPB | Switch, Limit-w/ Clear Cover (no roller) | Right | AAA287CS2 |
| AAA6098NN4 | DPB | Switch, Limit-w/ Clear Cover (no roller) | Left | AAA287CS2 |
| AAA6098NN5 | DPB | Switch, Limit-w/ Clear Cover (w/roller) | Right | AAA287CS3 |
| AAA6098NN6 | DPB | Switch, Limit-w/ Clear Cover (w/roller) | Left | AAA287CS3 |

NOTE 1: All type 6098BC replaced by type AAA6098NN.

NOTE 2: Older version switches of this type used the slotted arc type of roller arm fastening. See roller arm section for type 287BA arm.



AAA6098NN1
(AAA287CS2 arm shown)

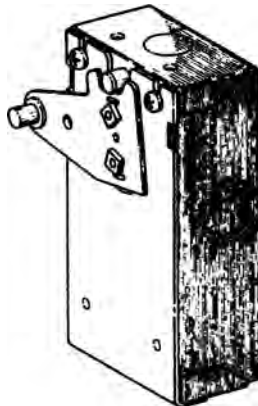


AAA6098NN6
(AAA287CS3 arm shown)



LIMIT & CARFRAME SWITCHES & TAPE HITCH DEVICES

| Part Number | Contact Logic | Description | Hand | Arm | SPL |
|-------------|---------------|--|----------|---------------------------------------|-------------------|
| 6098BJ3 | SPM & SPB | Switch, Lever Actuating Type—With Clear Cover (double pin lever) | Opposite | 287AM1 | 05-6098 C-982A |
| 6098BJ4 | SPM & SPB | Switch, Lever Actuating Type—With Clear Cover (double pin lever) | As Shown | 287AM2 | 05-6098 C-982A |
| 6098BJ9 | SPM & SPB | Switch, Lever Actuating Type—With Clear Cover and Double Pinned Arm with Extra 'L' Tab | Opposite | 287AM5 | 05-6098 C-982A |
| 6098J10 | SPM & SPB | Switch, Lever Actuating Type—With Clear Cover and Double Pinned Arm with Extra 'L' Tab | As Shown | 287AM6 | 05-6098 C-982A |
| AAA6098NX1 | SPB | Switch, Lever Actuating Type—With Clear Cover | Opposite | Single Pin | - - - |
| AAA6098NX2 | SPB | Switch, Lever Actuating Type—With Clear Cover | As Shown | Single Pin | - - - |
| AAA6098NX3 | DPM | Switch, Lever Actuating Type—With Clear Cover | Opposite | Single Pin | - - - |
| AAA6098NX4 | DPM | Switch, Lever Actuating Type—With Clear Cover | As Shown | Single Pin | - - - |
| AAA6098NX5 | SPB | Switch, Lever Actuating Type—With Clear Cover | Opposite | with 'L' Tab Tripper Outer Hole | - - - |
| AAA6098NX6 | SPB | Switch, Lever Actuating Type—With Clear Cover | As Shown | with 'L' Tab Tripper Outer Hole | - - - |



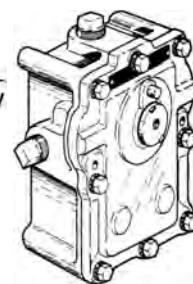
AAA6098NX2 (shown) and
Type 6098BJ (similar)

NSAA: 800 / 600 - 6847 • Fax: 860 / 286 - 1605
Elsewhere: 860 / 242 - 3632 • Fax: 860 / 286 - 1657




Otis

A United Technologies Company

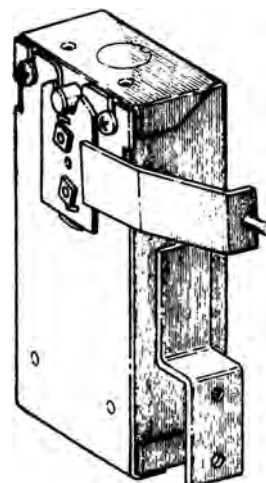


Complete Switch Assemblies (continued)

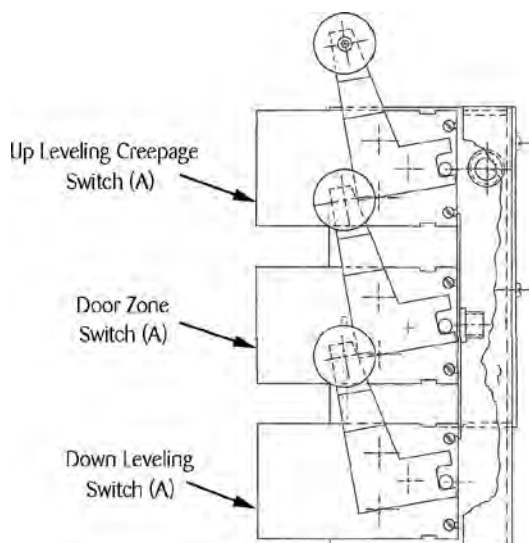
| Part Number | Contact Logic | Description | Arm | SPL |
|-------------|---------------|--|----------------|--------------|
| A6098LD1 | SPDT | Switch, Main Contact Breaking, Auxiliary Contact Making—Now with Clear Cover | B287EE4 | --- |
| A6098LD2 | DPM & DPB | Switch, Limit—With Clear Cover | B287EE2 | --- |
| AAA6098NT1 | SPM | Switch, Side Exit | As Shown | 17-AAA24689D |
| AAA6098NT2 | SPM | Switch, Side Exit | Opposite Shown | 17-AAA24689D |



A6098LD1



**Type AAA6098NT
(old 6098CM application)**



Type A6098KE Arrangement


Otis, March 2010




LIMIT & CARFRAME SWITCHES & TAPE HITCH DEVICES

| Part Number | Contact Logic | Description | Hand | Arm | SPL |
|-------------|---------------|--|----------|-------|--------------|
| 6098ZA2 | SPB | Switch, Lever Actuating Type-w/ Clear Cover | As Shown | 287W2 | 05-6098 |
| 6098ZA3 | SPM | Switch, Lever Actuating Type-w/ Clear Cover | As Shown | 287W2 | Various SPLs |
| 6098ZA1 | SPB | Switch, Lever Actuating Type-w/ Clear Cover | Opposite | 287W1 | 05-6098 |

NOTE: Safety shoe application.



6098ZA2



6098ZA3



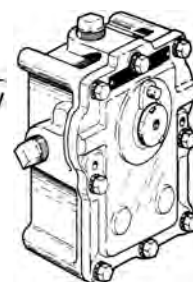
287W1





Otis

A United Technologies Company



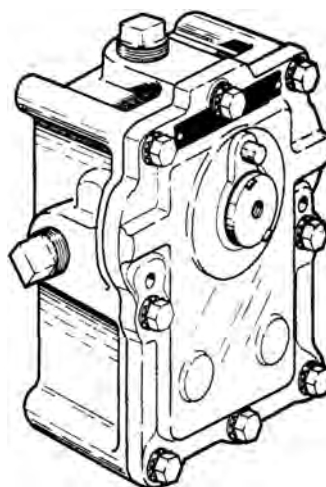
Complete Switch Assemblies—Explosion and Moisture Proof

| Type | Contact Logic | Description | Arm | SPL |
|---------|---------------|---|--------|---------|
| A6098AY | --- | Switch, Cam Operated—Explosion or Moisture Proof (Contact UNITEC for part numbers and special order. Available in SPM and SPB.) | --- | 05-6098 |
| A6098CC | SPDT | Switch, Floor Stop with Straight Arm—Explosion or Moisture Proof (Contact UNITEC for part numbers and special order.) | A287E2 | 05-6098 |

Otis, March 2010



Type A6098AY



Type A6098CC
(shown w/o arm)
See p. 21 for Arm Types




LIMIT & CARFRAME SWITCHES & TAPE HITCH DEVICES

Otis, March 2010

| Part Number | Contact Logic | Description | Hand | Arm* | SPL |
|-------------|---------------|-------------------------------|-------|-------|---------|
| A6098FC17 | SPM | Switch, Limit—Moisture Proof | Left | 287F4 | 05-6098 |
| A6098FC18 | SPB | Switch, Limit—Moisture Proof | Left | 287F2 | 05-6098 |
| A6098FC19 | DPM | Switch, Limit—Moisture Proof | Left | 287F4 | 05-6098 |
| A6098FC20 | DPB | Switch, Limit—Moisture Proof | Left | 287F2 | 05-6098 |
| A6098FC21 | SPM | Switch, Limit—Explosion Proof | Left | 287F4 | 05-6098 |
| A6098FC22 | SPB | Switch, Limit—Explosion Proof | Left | 287F2 | 05-6098 |
| A6098FC23 | DPM | Switch, Limit—Explosion Proof | Left | 287F4 | 05-6098 |
| A6098FC24 | DPB | Switch, Limit—Explosion Proof | Left | 287F2 | 05-6098 |
| A6098FC25 | SPM | Switch, Limit—Moisture Proof | Right | 287F8 | 05-6098 |
| A6098FC26 | SPB | Switch, Limit—Moisture Proof | Right | 287F6 | 05-6098 |
| A6098FC27 | DPM | Switch, Limit—Moisture Proof | Right | 287F8 | 05-6098 |
| A6098FC28 | DPB | Switch, Limit—Moisture Proof | Right | 287F6 | 05-6098 |
| A6098FC29 | SPM | Switch, Limit—Explosion Proof | Right | 287F8 | 05-6098 |
| A6098FC30 | SPB | Switch, Limit—Explosion Proof | Right | 287F6 | 05-6098 |
| A6098FC31 | DPM | Switch, Limit—Explosion Proof | Right | 287F8 | 05-6098 |
| A6098FC32 | DPB | Switch, Limit—Explosion Proof | Right | 287F6 | 05-6098 |

***NOTE:** All switch assemblies shown in this table use retaining ring fastened rollers. It is likely that your older switch has an arm where roller is peened on and not individually replaceable. It is Ok to use arms shown as replacement here, both for older version arms and when individual old roller replacement is desired.



A6098FC18

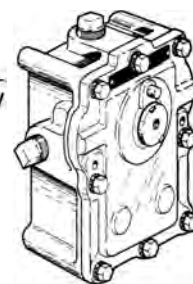
**NSAA: 800 / 600 - 6847 • Fax: 860 / 286 - 1605
Elsewhere: 860 / 242 - 3632 • Fax: 860 / 286 - 1657**





Otis

A United Technologies Company



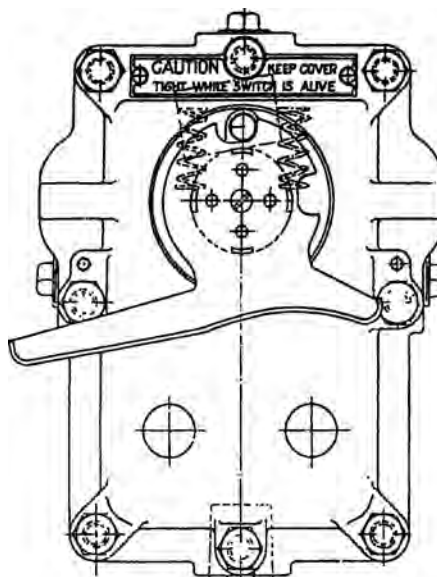
Complete Switch Assemblies - Explosion and Moisture Proof (continued)

| Part Number | Contact Logic | Description | Hand | SPL |
|-------------|---------------|-------------------------------------|-------|---------|
| A6098GC1 | SPB | Switch, Tripper Type—Moisture Proof | Right | 05-6098 |
| A6098GC2 | SPB | Switch, Tripper Type—Moisture Proof | Left | 05-6098 |

NOTE: Type A6098HC gate switch is available in SP or DP making or breaking. Contact OSC Customer Service to order.



A6098GC1



Type A6098HC

Otis, March 2010



LIMIT & CARFRAME SWITCHES & TAPE HITCH DEVICES

Roller Arms and Switch Arms

NOTE: Generally speaking, switch arms with A456R1 rollers have rollers peened on and are not individually replaceable. A456R1 and A456EE1 rollers are not interchangeable.

| Part Number | Application | Description | Roller | SPL |
|-------------|-------------------|--|--------|---------|
| A287E2 | A6098A A6098CC | Arm, Roller—Straight-Slotted Arc Fastening (roller peened on) | A456R1 | 05-6098 |



For Switch Types A6098A, A6098CC

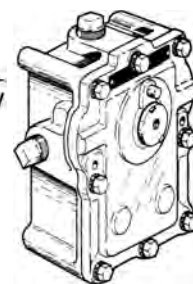
Otis, March 2010





Otis

A United Technologies Company



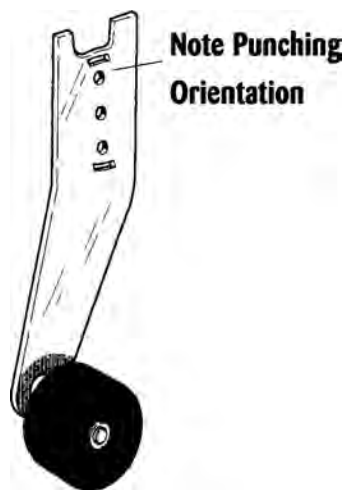
Roller Arms and Switch Arms (continued)

| Part Number | Remarks | Description | Hand | SPL |
|-------------|------------------------|---|-------|---------|
| 287F2 | Now replaced by 287CH3 | Arm, Roller–Slotted Arc Fastening (vertical punch)–with A456R1 (roller peened on) | Left | 05-6098 |
| 287F4 | Now replaced by 287CH1 | Arm, Roller–Slotted Arc Fastening (angled punch)–with A456R1 (roller peened on) | Left | 05-6098 |
| 287F6 | Now replaced by 287CH4 | Arm, Roller–Slotted Arc Fastening (vertical punch)–with A456R1 (roller peened on) | Right | 05-6098 |
| 287F8 | Now replaced by 287CH2 | Arm, Roller–Slotted Arc Fastening (angled punch)–with A456R1 (roller peened on) | Right | 05-6098 |

NOTE: For A6098B and A6098FC applications.
 Roller is not individually replaceable on 287F. Order Type 287CH.



287F8 (287F4 Opposite)



287F2 (287F6 Opposite)



LIMIT & CARFRAME SWITCHES & TAPE HITCH DEVICES

| Part Number | Description | Hand | Application | Roller | SPL |
|-------------|---|-------|-------------|--------|---------|
| 6098FH1 | Arm, Roller–Slotted Arc Fastening (vertical punch)–w/ Threaded Shaft and 456BY1 Roller Held On By Nut | Left | A6098B | 456BY1 | 05-6098 |
| 6098FH2 | Arm, Roller–Slotted Arc Fastening (vertical punch)–w/ Threaded Shaft and 456BY1 Roller Held on By Nut | Right | A6098B | 456BY1 | 05-6098 |
| 6098FH3 | Arm, Roller–Slotted Arc Fastening (angled punch)–w/ Threaded Shaft and 456BY1 Roller Held on by Nut | Left | A6098B | 456BY1 | 05-6098 |
| 6098FH5 | Arm, Roller–Round Hole Fastening (vertical punch)–w/ Threaded Shaft and 456BY1 Roller Held on by Nut | Left | AAA6098NM | 456BY1 | 05-6098 |
| 6098FH6 | Arm, Roller–Round Hole Fastening (vertical punch)–w/ Threaded Shaft and 456BY1 Roller Held on by Nut | Right | AAA6098NM | 456BY1 | 05-6098 |



6098FH5



23

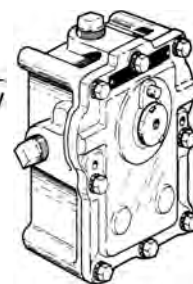
Otis, March 2010

NSAA: 800 / 600 - 6847 • Fax: 860 / 286 - 1605
Elsewhere: 860 / 242 - 3632 • Fax: 860 / 286 - 1657



Otis

A United Technologies Company



Roller Arms and Switch Arms (continued)

| Part Number | Description | Hand | Application | Roller | SPL |
|-------------|---|-------|-------------------|--------|---------|
| 287CH1 | Arm, Roller—Slotted Arc Fastening (angled punch)—w/ 456EE1 Mounted with Retaining Ring | Left | A6098B A6098FC | 456EE1 | 05-6098 |
| 287CH2 | Arm, Roller—Slotted Arc Fastening (angled punch)—w/ 456EE1 Mounted with Retaining Ring | Right | A6098B A6098FC | 456EE1 | 05-6098 |
| 287CH3 | Arm, Roller—Slotted Arc Fastening (vertical punch)—w/ 456EE1 Mounted with Retaining Ring | Left | A6098B A6098FC | 456EE1 | 05-6098 |
| 287CH4 | Arm, Roller—Slotted Arc Fastening (vertical punch)—w/ 456EE1 Mounted with Retaining Ring | Right | A6098B A6098FC | 456EE1 | 05-6098 |
| 287CH13 | Arm, Roller—Round Hole Fastening (vertical punch) and 456EE1 Roller Mounted with Retaining Ring | Left | AAA6098NM | 456EE1 | 05-6098 |
| 287CH14 | Arm, Roller—Round Hole Fastening (vertical punch) and 456EE1 Roller Mounted with Retaining Ring | Right | AAA6098NM | 456EE1 | 05-6098 |
| 287CH15 | Arm, Roller—Round Hole Fastening (angled punch) and 456EE1 Roller Mounted with Retaining Ring | Left | AAA6098NM | 456EE1 | 05-6098 |
| 287CH16 | Arm, Roller—Round Hole Fastening (angled punch) and 456EE1 Roller Mounted with Retaining Ring | Right | AAA6098NM | 456EE1 | 05-6098 |

Otis, March 2010



287CH1 and 287CH3



287CH2 and 287CH4



287CH14

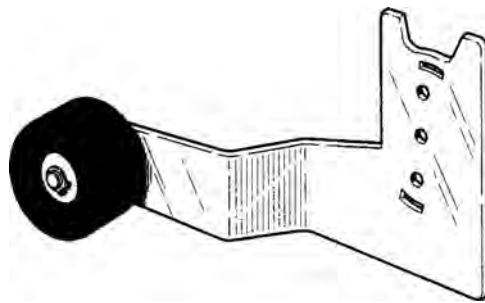


287CH13 and 287CH15



LIMIT & CARFRAME SWITCHES & TAPE HITCH DEVICES

| Part Number | Description | Roller | Application |
|-------------|--|--------|-------------|
| B287EE2 | Arm, Roller—L-Shape with Round Hole Fastening (Vertical Punch) and 456EE1 Roller | 456EE1 | A6098LD |
| B287EE4 | Arm, Roller—L-Shape with Round Hole Fastening (Angled Punch) and 456EE1 Roller | 456EE1 | A6098LD |



B287EE4

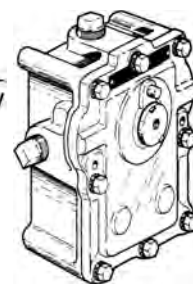
Otis, March 2010






Otis

A United Technologies Company



Roller Arms and Switch Arms (continued)

| Part Number | Description | Roller | Application | SPL |
|-------------|--|------------------------------|-------------|---------|
| AAA287CS3 | Arm, Short-Roller Type with Round Hole Fastening – Similar to 287BA4 | Not individually replaceable | AAA6098NN | - - - |
| 287BA4 | Arm Short-Roller Type with Slotted Arc Fastening | Not individually replaceable | 6098BC | 05-6098 |



**p/n AAA287CS3
(287BA similar with slotted arc fastening)**

Otis, March 2010



LIMIT & CARFRAME SWITCHES & TAPE HITCH DEVICES

| Part Number | Description | Hand | Arm | Application | SPL |
|-------------|------------------------------|----------|----------|-------------|---------|
| 287H6 | Arm, Tripper—With Brass Stud | As Shown | --- | AAA6098NR | --- |
| 287H5 | Arm, Tripper—With Brass Stud | Opposite | --- | AAA6098NR | --- |
| 287W1 | Arm, Switch | As Shown | As Shown | 6098ZA | 05-6098 |
| 287W2 | Arm, Switch | Opposite | Opposite | 6098ZA | 05-6098 |



287H6



287W1

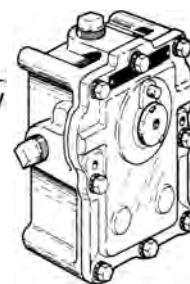
Otis, March 2010





Otis

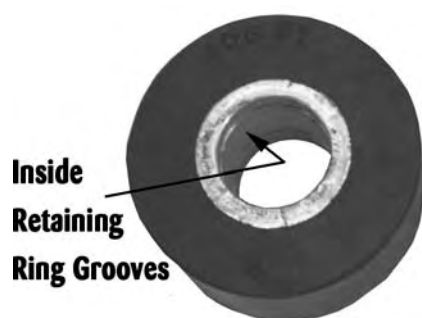
A United Technologies Company



Rollers

NOTE: Switch arms with A456R1 rollers have rollers peened on and are not individually replaceable. A456R1 and A456EE1 rollers are not interchangeable. Choose by application.

| Part Number | Description |
|-------------|--|
| A456R1 | Roller, 1-5/8 in. Diameter-1/4 in. minus Bore (Easily Confused with 456EE1) |
| 456BY1 | Roller, 1-5/8 in. Diameter-5/8 in. Bore with Retaining Ring Grooves to Accept 2 Bearings (6098FH Application) |
| 456EE1 | Roller, 1-5/8 in. Diameter-1/4 in. plus Bore (Easily Confused with A456R1) Larger Counterbore Diameter than p/n A456R1 |



456BY1



A456R1

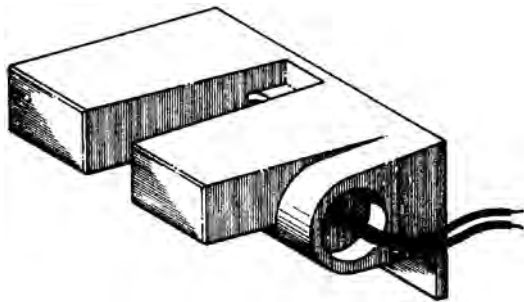
Otis, March 2010



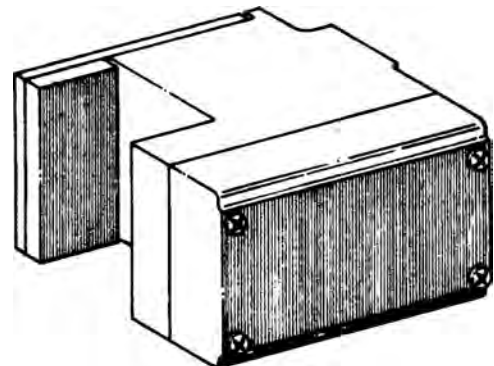
LIMIT & CARFRAME SWITCHES & TAPE HITCH DEVICES

Miscellaneous Hoistway and Carframe Switches

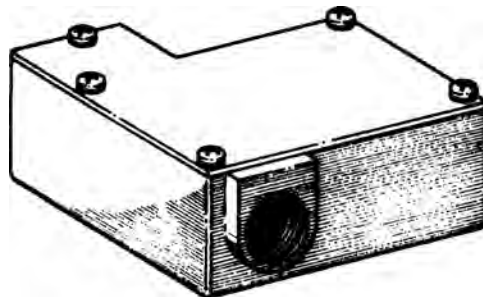
| Part Number | Description | SPL |
|-------------|--|--------|
| R06379H1 | Switch, Vane Engaging—For Leveling and Door Zone | - - - |
| 6379F1 | Switch, Leveling and Door Zone—Magnet Type | C-938B |
| A6379P1 | Switch, Leveling—Inductor Assembly | C-1069 |



R06379H1



6379F1



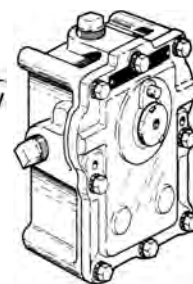
A6379P1

Otis, March 2010



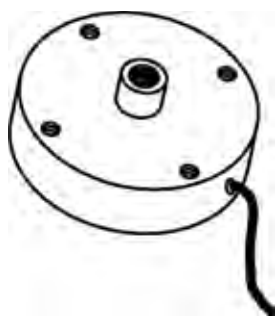
Otis

A United Technologies Company

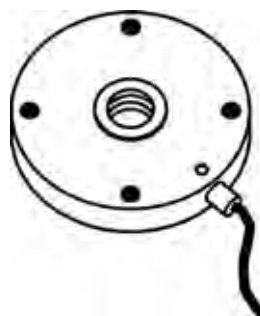


Miscellaneous Hoistway and Carframe Switches (continued)

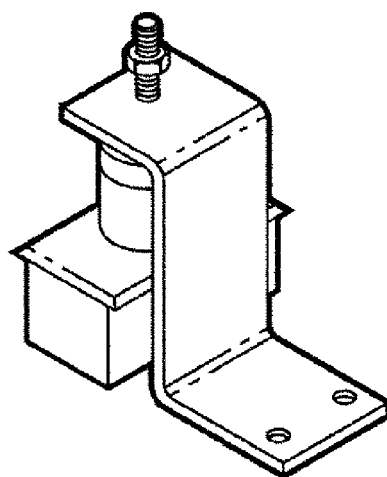
| Part Number | Description | SPL |
|-------------|---|--------------|
| 622D3 | Load Cell, Loadweighing (0–1000 lb. range)—7/8 in. Thick Cell | 17-6183CD |
| 622D4 | Load Cell, Loadweighing (0–2000 lb. range)—7/8 in. Thick Cell | Various SPLs |
| 622D6 | Load Cell, Loadweighing (0–2000 lb. range)—5/8 in. Thick Cell | Various SPLs |
| AAA6098NS1 | Top-of-Car Exit Contact Kit—Plug Type | Various SPLs |



622D3 & 622D4



622D6




AAA6098NS1

Otis, March 2010



LIMIT & CARFRAME SWITCHES & TAPE HITCH DEVICES

| Part Number | Description | SPL |
|-------------|--|--------------|
| 6934F3 | Load Weighing Device for Under Platform—(3) AAA635L1 Switches | - - - |
| 6934F4 | Load Weighing Device for Under Platform—(4) AAA635L1 Switches | - - - |
| AAA635L1 | Switch, Micro—(6 per) 6934F Loadweighing Switch Assembly Shown | Various SPLs |



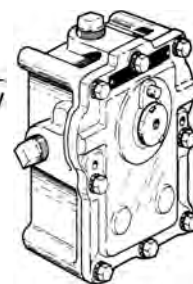
Type 6934F

Otis, March 2010



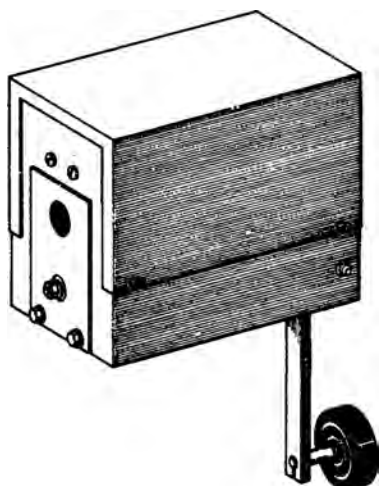
Otis

A United Technologies Company



Miscellaneous Hoistway and Carframe Switches (continued)

| Part Number | Description | SPL |
|-------------|---|--------------|
| A6072A5 | Switch, Terminal Motion Stopping—Complete Assembly w/ 10 Contacts | 10-6072A |
| A6072A6 | Switch, Terminal Motion Stopping—Complete Assembly w/ 16 Contacts | 10-6072A |
| A6037D1 | Roller, Stopping Switch—for A6072A5 or A6 | 10-6072A |
| 177DK3 | Switch, Safety Operated (SOS) 9CB and 11CB Safeties | 14-AAA24120F |



A6072A5 & A6072A6



A6037D1

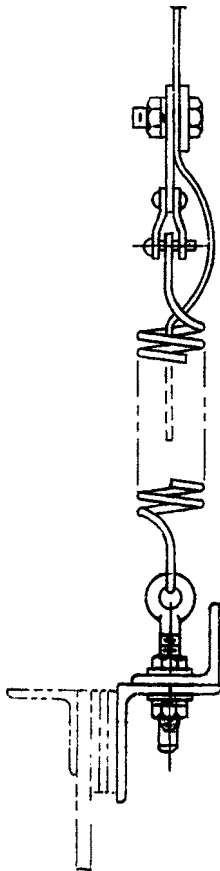


Otis, March 2010

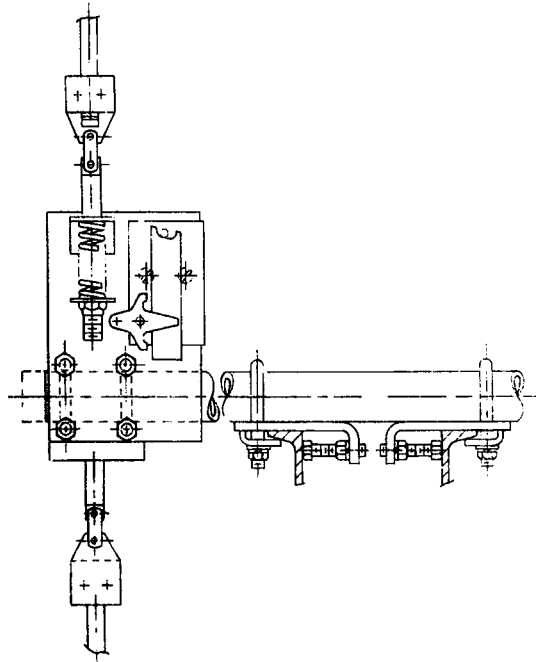
LIMIT & CARFRAME SWITCHES & TAPE HITCH DEVICES

Broken Tape Switch Devices-Illustrations

Otis, March 2010



Top Counterweight Spring Hitch



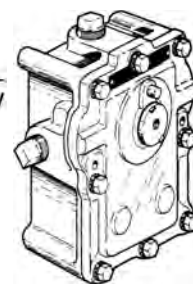
6200A Car-to-Car Hitch w/Switch

NOTE: For general tape hitch parts listing, see p. 39.

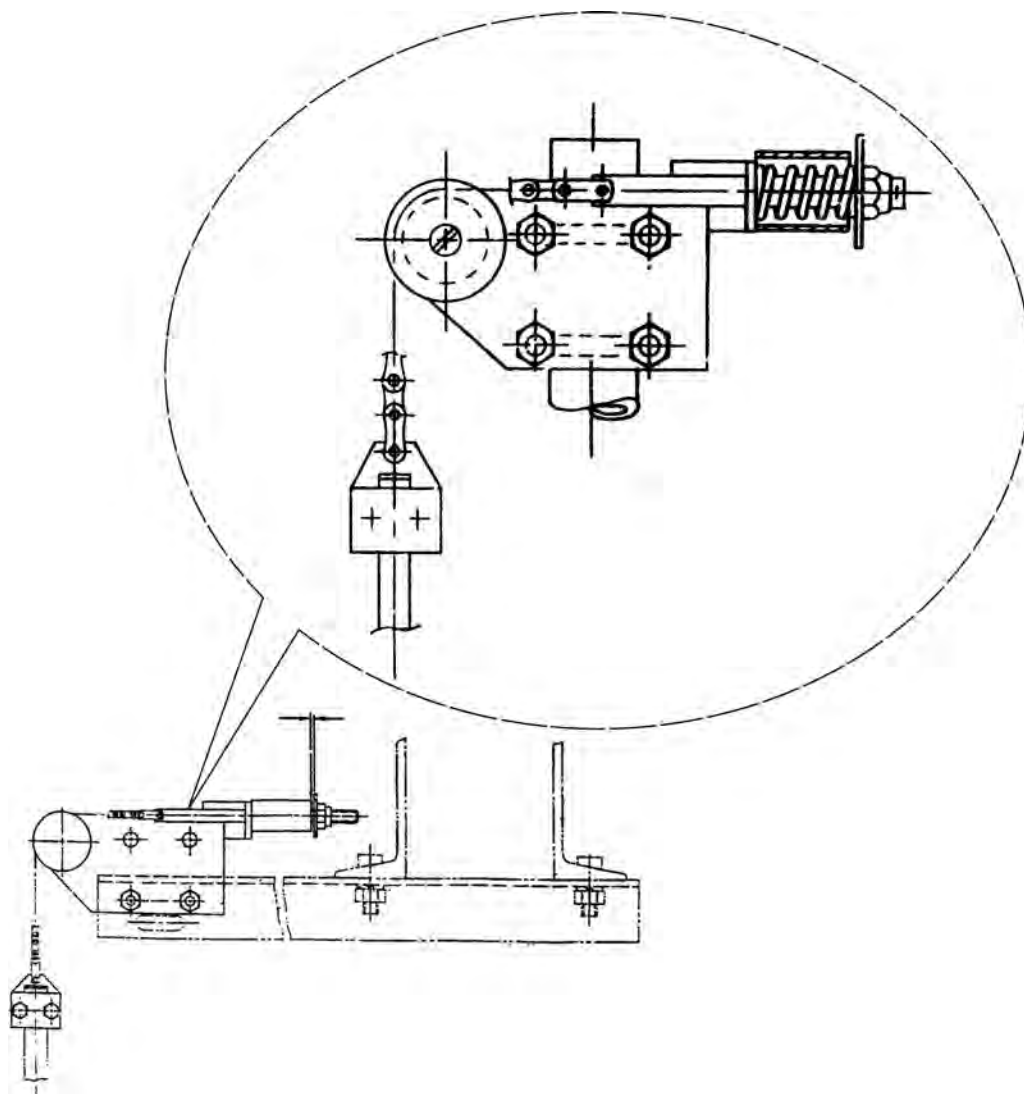


Otis

A United Technologies Company



Broken Tape Switch Devices: Illustrations (continued)



6527B Hitch

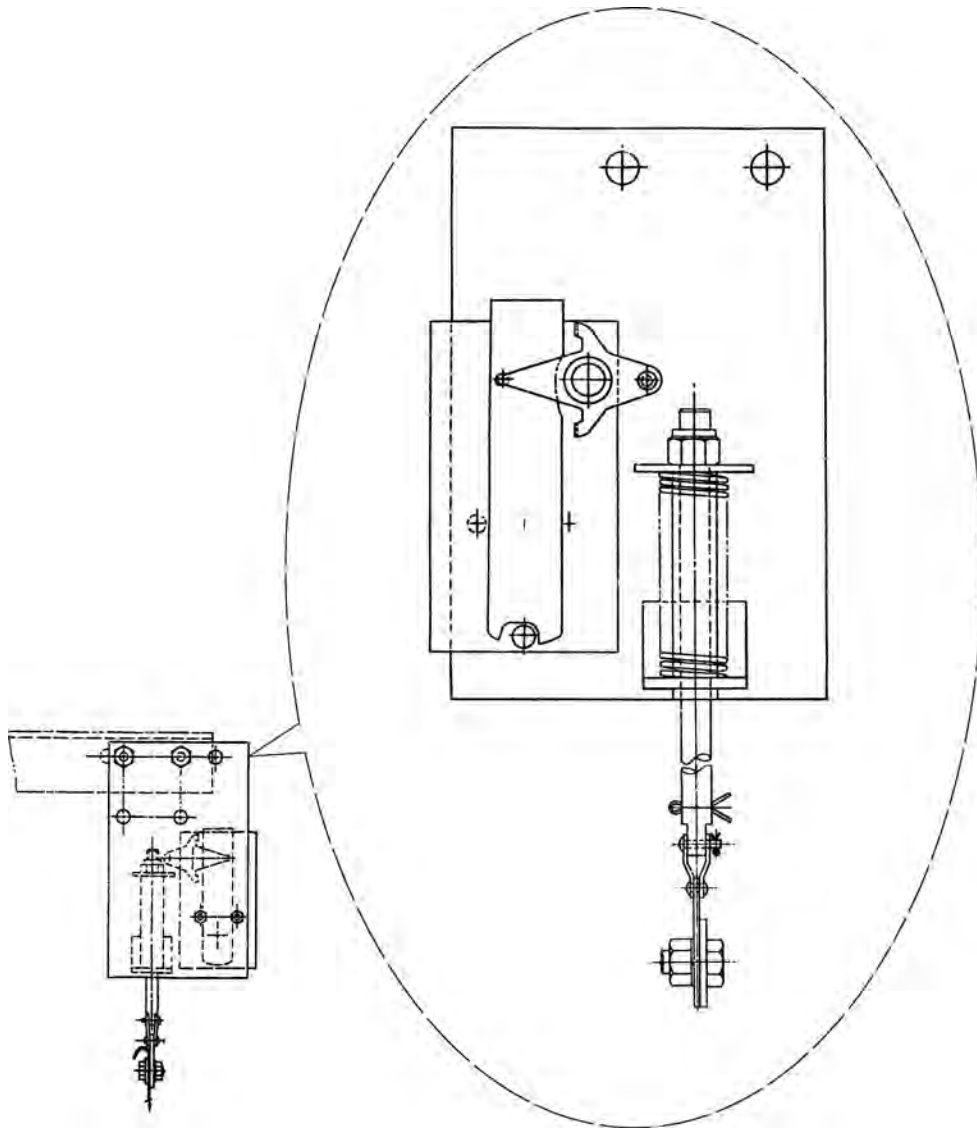
NOTE: For general tape hitch parts listing, see p. 39.



Otis, March 2010

LIMIT & CARFRAME SWITCHES & TAPE HITCH DEVICES

Otis, March 2010



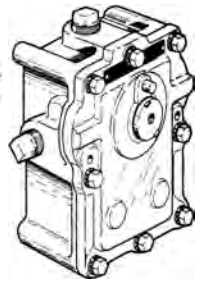
6200E Hitch

NOTE: For general tape hitch parts listing, see p. 39.

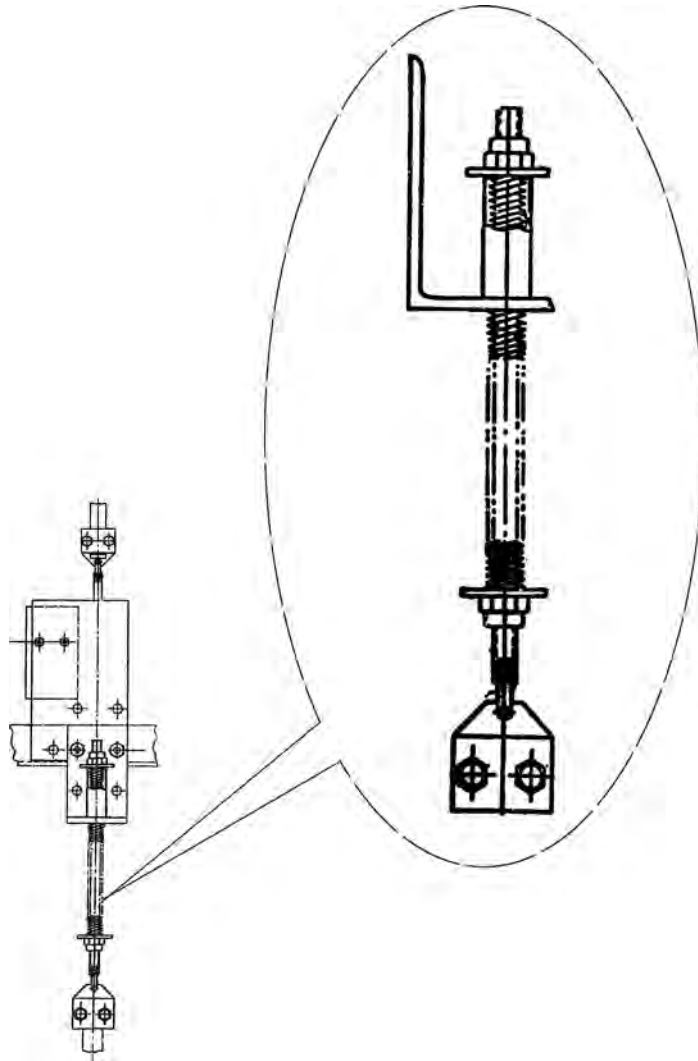


Otis

A United Technologies Company



Broken Tape Switch Devices: Illustrations (continued)



6200E & 6527D Hitch

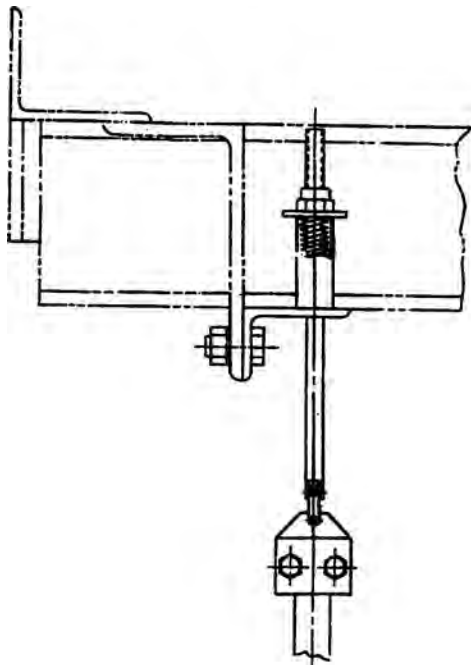
NOTE: For general tape hitch parts listing, see p. 39.



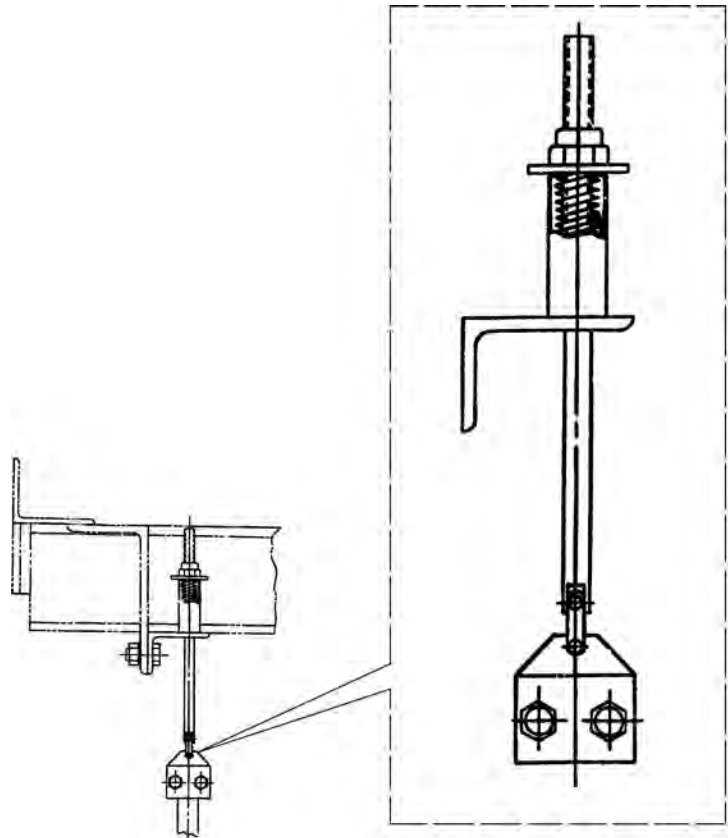
Otis, March 2010

LIMIT & CARFRAME SWITCHES & TAPE HITCH DEVICES

Otis, March 2010



6527C Hitch



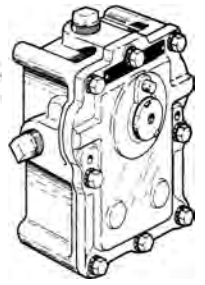
6527C Hitch

NOTE: For general tape hitch parts listing, see p. 39.

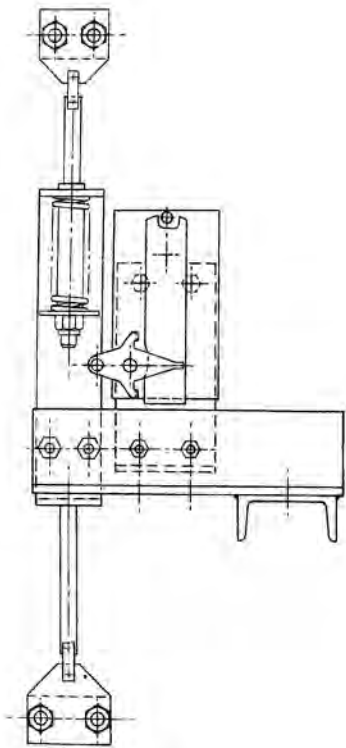


Otis

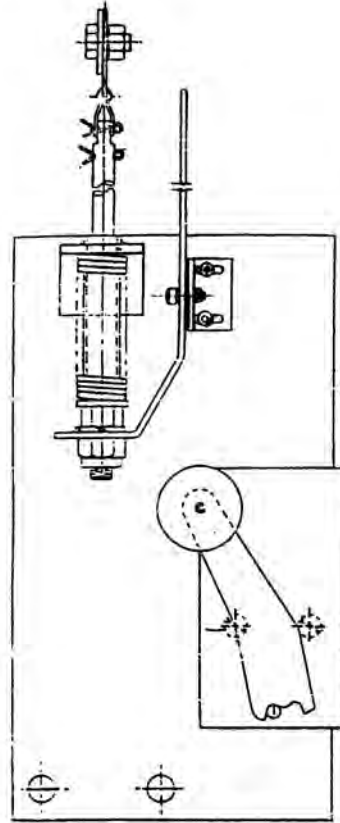
A United Technologies Company



Broken Tape Switch Devices: Illustrations (continued)



6199AL Hitch w/Switch



AAA6200G Hitch w/self Reset Switch

NOTE: For general tape hitch parts listing, see p. 39.

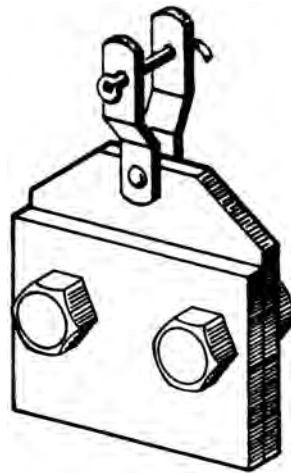
Otis, March 2010



LIMIT & CARFRAME SWITCHES & TAPE HITCH DEVICES

Tape Hitch Parts

| Part Number | Description | SPL |
|-------------|---|--------------------|
| 6199H1 | Hitch, Tape—with Offset Links | 12-7145B |
| 6199H2 | Hitch, Tape—Plates Only, without Offset Links | --- |
| 90XB3 | Spring, Compression—L = 4-5/8 in. X 3/4 in. Outside Diameter | Various SPLs |
| 90ZB6 | Spring, Compression—L = 4.3 in. X ~7/8 in. Outside Diameter | 12-7145B C-621B |
| 90KB10 | Spring, Compression—L = 8.12 in. X 1-1/8 in. Outside Diameter | 12-7145B C-621B |
| 91AG1 | Spring, Extension—L = 17.5 in. X 1-1/2 in. Outside Diameter | C-621B |
| 91AA1 | Spring, Extension—L = 11.75 in. X 2-3/8 in. Outside Diameter | C-621B |
| AAA6098NR2 | Switch, Tripper | Various SPLs |



6199H1

Otis, March 2010



Otis

A United Technologies Company



NSAA: 800 / 600 - 6847 • Fax: 860 / 286 - 1605
Elsewhere: 860 / 242 - 3632 • Fax: 860 / 286 - 1657



NSAA: 800 / 600 - 6847 • Fax: 860 / 286 - 1605
Elsewhere: 860 / 242 - 3632 • Fax: 860 / 286 - 1657