



Catalog of Parts

for the

Westinghouse MPH-I & II Schindler Miconic 300A

Available from OSC

800-600-6847

July 6, 2009




TABLE OF CONTENTS

<i>Controller Parts</i>	3
<i>Detector, Pana40, Assembly and Parts</i>	13
<i>Door Closers, ECI</i>	15
<i>Door Keeper Clutch, ECI 892</i>	17
<i>Door Operator Parts</i>	21
<i>Fixtures–Car and Corridor Buttons (MT/MTA) Parts</i>	31
<i>Power Units</i>	44

NOTE: Many of the parts listings within this catalog include a system type. Please note that the part may apply to other systems as well.

CONTROLLER PARTS

NOTE: Photographs NOT to scale.

	Otis Part No.	Part Description	Symbol	Volts/ System
	AAA375BT27 AAA375BR8 AAA375BT29 AAA375BT18 AAA375BR8 AAA375BT29	Fuse (REL board) AGC 2.0 Amp, Fuse (REL board) MDX 1.5 Amp (use MDL), F2 Fuse (REL board) AGC 6.0 Amp, F3 Fuse, (RMH board) AGC 3.0 Amp Fuse, (RMH Board) MDL 1.5 Amp Fuse (RMH board) AGC 6.0 Amp	F1, F2, F3	---
	AAA375BM2	Fuse "Pico" (on MHC Board) 0.125 Amp	F3 thru F18	125
	AAA375BM11	Fuse "Pico" (on MHC Board) 3.0 Amp	F1, F2, F19 thru 24	125

CONTROLLER PARTS

NOTE: Photographs NOT to scale.

**Otis
Part No.**

Part Description

Symbol

**Volts/
System**



AAA375BK12
AAA375BK16

Fuse, Control, 0.8 Amp
Fuse, Control, 1.3 Amp


FNQ-R



AAA375BJ23
AAA375BK18
AAA375BJ12
AAA375BK14
~~AAA375BJ18~~
AAA375BV5

Fuse, Control, 3.0 Amp
Fuse, Control, 1.5 Amp
Fuse, Control, 1 Amp
(slow blow)
Fuse, Control, 1.125
Amp (use FNQ-R)
Fuse, Control, 2.0 Amp

FNQ



WEST998C247H11

PC Board, CIO, Car
Station IO Board

CIO

Miconic
300A

CONTROLLER PARTS

NOTE: Photographs NOT to scale.

**Otis
Part No.**

Part Description

Symbol

**Volts/
System**



WEST998C148H25 (see also p/n SCHD225094)

PC Board, Floor Control Board

FCB

MPH I



WEST998C148H15 (see also p/n SCHD225094)

PC Board, Floor Control

FCB

MPH Hydro



WEST998C148H26 (see also p/n SCHD225094)

PC Board, Floor Control

FCB

MPH I

CONTROLLER PARTS

NOTE: Photographs NOT to scale.

**Otis
Part No.**

Part Description

Symbol

**Volts/
System**



SCHD225094

PC Board, Floor
Control (latest
version)

SFCB


MPH I



WEST998C212H11

PC Board, Floor
Control Module

FCM



WEST998C188H11

PC Board, Hall
Fixture Interface

IOX

MPH II

CONTROLLER PARTS


NOTE: Photographs NOT to scale.

**Otis
Part No.**

Part Description

Symbol

**Volts/
System**



WEST998C214H12
WEST998C214H25
WEST998C214H11

PC Board, High
Voltage Module

HVM

MPH II




WEST998C198H12

PC Board, PI Driver

DPI

MPH2



WEST998C169H11

PC Board, PI
Readout

DPR

Epoch
II/MPH

CONTROLLER PARTS

NOTE: Photographs NOT to scale.

**Otis
Part No.**

Part Description

Symbol

**Volts/
System**



WEST998C146H22

PC Board, Relay

HRM

MPH I



WEST998C177H11

PC Board

HR2

MPH I



WEST998C187H12

PC Board, Micro
Processor Hydro
Control

MHC

MPH-II

CONTROLLER PARTS

NOTE: Photographs NOT to scale.

**Otis
Part No.**

Part Description

Symbol

**Volts/
System**



WEST998C187H13

PC Board, Micro
Processor Hydro
Control

MHC

MPH-II



WEST998C187H24,25

PC Board, Micro
Processor Hydro
Control

MHC

MPH II



WEST998C187H26

PC Board, Micro
Processor Hydro
Control

MHC

MPH-II

CONTROLLER PARTS

NOTE: Photographs NOT to scale.

**Otis
Part No.**

Part Description

Symbol

**Volts/
System**




WEST998C246H11

PC Board

MIO

300A




WEST998C145H24

PC Board

MPH

MPH I



WEST998C173H21

PC Board

NSP

MPH I

CONTROLLER PARTS

NOTE: Photographs NOT to scale.

**Otis
Part No.**

Part Description

Symbol

**Volts/
System**



WEST998C272H12

PC Board, Relay

REL

300A



WEST998C189H14

PC Board, Relay

RMH

MPH II



AAA621AN5




Power Supply

PS1

5 V/
MPH II

CONTROLLER PARTS



NOTE: Photographs NOT to scale.

	Otis Part No.	Part Description	Symbol	Volts/ System
	COMMICB4PDTL24DC	Relay (ice cube type) 5 Amp	---	24 VDC Coil
	COMMICB4PDTL120AC	Relay (ice cube type)	---	120 VAC Coil
	613BY19	Relay, Phase Monitor	---	400 -480

DETECTOR, PANA40, ASSEMBLY AND PARTS

<i>NOTE: Photographs NOT to scale.</i>	Otis Part No.	Part Description
	PANA-40PLUS	Assembly, Safety Edge
---	PANA015-199	Cable, P40 Plus, Blue Plugs (13 ft.)
---	PANA015-201	Cable, P40, 8 Pin Connectors (13 ft.)
	PANAP40	Cable, Extension, , 8 Pin (13 ft)

DETECTOR, PANA40, ASSEMBLY AND PARTS

<i>NOTE: Photographs NOT to scale.</i>	Otis Part No.	Part Description
	<p>PANA-40PLUSMTNG HARDWARE</p>	<p>Hardware, Mounting</p>
	<p>PANA-40PLUSPWRSUP</p>	<p>Power Supply</p>
<p>---</p>	<p>PANACOMBI</p>	<p>Supply, Power, Janus</p>
<p>---</p>	<p>PANA-40PLUSRX</p>	<p>Receiver</p>
<p>---</p>	<p>PANA-40TX</p>	<p>Transmitter</p>
<p>---</p>	<p>PANA40PLUS-3D</p>	<p>Unit, 40Plus-3D</p>

DOOR CLOSERS, ECI

NOTE: Photographs NOT to scale.

**Otis
Part No.**

Part Description



ECIC898-6000

ECIC1000-2003
ECIC898-2702
ECIC898-2703
ECIC898-1703

**Assembly, Sill Mounted Spring Door
Closer (ECI 898) with:**

Bearing, Unground, 1-1/8-in. O.D.
Guard, Rod
Rod, Threaded
Spring

DOOR CLOSERS, ECI

NOTE: Photographs NOT to scale.

**Otis
Part No.**

Part Description



ECIC892-3020

Assembly, Retractable Vane with:

Clutch Arm

ECIC892-3017

Nyliner Bushing

Shim package, (3) 1/8 in., (9) 1/16 in.
(not shown)

Retractable Vane

Screw, Slotted Round Head, 10-32 x 3/8 and lock
washers (not shown)

Hinge



ECIC898-4000


Linkage, Two-Speed, 8-ft. Cab w/Hardware
(not shown) for ECI 898

DOOR KEEPER CLUTCH, ECI 892

NOTE: Photographs NOT to scale.

**Otis
Part No.**

Part Description



ECIC892-5005

ECIC892-5006

ECIC892-5008

ECIC892-5010

ECIC892-5012

ECIC892-5014

ECIC892-6012

Clutch Assemblies for ECI 895

Assembly w/5-in. Linkage Arm

Assembly w/6-in. Linkage Arm

Assembly w/8-in. Linkage Arm

Assembly w/10-in. Linkage Arm



Assembly w/12-in. Linkage Arm

Assembly w/14-in. Linkage Arm




Clutch Assemblies for ECI 1000

Assembly w/12-in. Linkage Arm

DOOR KEEPER CLUTCH, ECI 892

NOTE: Photographs NOT to scale.	Otis Part No.	Part Description
<p>Photograph Not Available</p>	<p>ECIC892-3007 --- --- --- ---</p>	<p>Kit, Nylon Cam Roller with: Nylon Cam Roller (not shown) Retaining Ring, 5/16 in. (not shown) Washer, Plain 21/64 in. (not shown) Cam Roller Pin (not shown)</p>
	<p>ECIC892-3021 --- --- --- --- --- ---</p>	<p>Assembly, Cable with: Cable Clamp Bolt, Hex, 1/4-20 x 1/2 in. Cable Clip Screw, Tapping, 8-16 x 1/2 in. w/Flat Washer Screw, 10-32 x 5/8 in. Nut w/Lock Washer Spring Cable</p>
	<p>ECIC892-3027 --- --- ECIC892-3026 --- ---</p>	<p>Assembly, Door Restrictor Keeper Bracket with: Bolt, Hex, 1/4-20 x 3/4 w/Flat and Lock Washers Keeper Bracket</p> <p>Assembly, Door Restrictor Keeper with: Keeper Screw, Counter-Sunk Skt. Head, 10-32 x 5/8 nut w/Lock Washer</p>

DOOR KEEPER CLUTCH, ECI 892

<i>NOTE: Photographs NOT to scale.</i>	Otis Part No.	Part Description
	ECIC894-3008	Assembly, Gate Switch Actuator for single-slide door
	ECIC894-3009	Assembly, Gate Switch Actuator for center-opening doors
	ECIC892-3023 --- --- --- --- --- --- ---	Assembly, Hook with: Shoulder Screw, 3/8 x 5/8 in. Nut 5/16-18 Bearing, Plastic Cable Screw, Socket Head Cap 1/4-28 x 7/8 in. Nut, Jam, 1/4-28 Washer, Plain 21/63 x 19/32 Hook

DOOR KEEPER CLUTCH, ECI 892

NOTE: Photographs NOT to scale.

**Otis
Part No.**

Part Description



ECIC892-3024

Assembly, Hook Bracket with:

Bolt, Hex, 1/4-20x 3/4 in. w/Flat and Lock Washers (not shown)

Hook Bracket



ECIC898-5000

ECIC1000-2003

Assembly, Sill Mount Two-Speed Linkage (ECI 898) with:

Bearing, Unground, 1-1/8-in. O.D.

DOOR OPERATOR PARTS

NOTE: Photographs NOT to scale.

**Otis
Part No.**

Part Description



ECIC890-3013

Assembly, Beak



ECIC895-3048

Assembly, V-Belt Pulley Wheel
(shown) for QKS 14 Operator

DOOR OPERATOR PARTS

NOTE: Photographs NOT to scale.

**Otis
Part No.**

Part Description



ECIC895-3012

Assembly, Chain Sprocket



WEST5203D66H16,
ECIC895-3014

Assembly, Chain Tension Roller



ECIC895-3008

Assembly, Drive Shaft

DOOR OPERATOR PARTS

NOTE: Photographs NOT to scale.

**Otis
Part No.**

Part Description



ECIC890-3006

Assembly, Gate Contact



ECIC890-3000,
ECIC890-3001

Assembly, Interlock with Short Link
15 1/2",
Interlock Assembly With Long Link
27 1/2"



ECIC896-3022

Assembly, Pick Up Roller Base (for
890 interlock, left-hand)

DOOR OPERATOR PARTS

NOTE: Photographs NOT to scale.

**Otis
Part No.**

Part Description



ECIC1000-3016

Assembly, Roller Stop



ECIC890-3010

Beak



COMM4L550

Belt, V (4L550) QKS 14 Door
Operator "V" Belt, 55 inches

DOOR OPERATOR PARTS

NOTE: Photographs NOT to scale.

**Otis
Part No.**

Part Description



WEST576B681H01

Gib, Door Bracket, Offset 1/16-in.



WEST693B336H01

Gib, Door Bracket, Offset 1/4-in.



WEST691B971H01

Gib, Door Bracket, No Offset,
w/Nylon Runner (not shown)

Alt P/N: SEESWDO-59C

Gib, Door Bracket, No Offset,
w/o Nylon Runner

DOOR OPERATOR PARTS

NOTE: Photographs NOT to scale.

**Otis
Part No.**

Part Description



WEST693B335H01,
WEST146A746H01

Gib, Nylon Door Liner, 4-in. L



ECIC890-3004

Housing, Contact (for 890 interlock)



WEST998C147H15

PC Board, HY Door Operator
(DCB)

DOOR OPERATOR PARTS

NOTE: Photographs NOT to scale.

**Otis
Part No.**

Part Description



WEST999C001H36 (see also p/n
SCHD223825)

PC Board, for QKS-14/15 Door
Operator (TDC)



ECIC895-4013

Motor, Door Operator, 1/6 HP,
1/2-inch Shaft
(for QKS 14)



ECIC895-3007

Pulley, V-Belt

DOOR OPERATOR PARTS

NOTE: Photographs NOT to scale.

**Otis
Part No.**

Part Description



ECIC896-1003

Roller, Gate Switch Actuator



456DH4

Roller, Car Door



WEST7433C56H01

Roller, Hatch Door (Integral Type Hanger)

DOOR OPERATOR PARTS

NOTE: Photographs NOT to scale.

**Otis
Part No.**

Part Description



ECIC896-3019

Roller, Pick Up (for 890 interlock)

Photograph Not Available

WESTX5BGS1H10

Screws, Door Gib



~~WEST215B951H01~~
ADAMA831

Spirator 5 in. (Job Specific)

DOOR OPERATOR PARTS


NOTE: Photographs NOT to scale.

**Otis
Part No.**

Part Description

~~WEST5203D66H23~~
ECIC1000-2039

Switch, Micro



FIXTURES-CAR AND CORRIDOR BUTTONS (MT/MTA) PARTS

NOTE: Photographs NOT to scale.

**Otis
Part No.**

Part Description



SCHD7275C52H07

Assembly, Keyswitch, Fire Service Phase 1 with Two Keys,



SCHD7656C51H02

Assembly, Button w/PC Board, Two-Switch, Type MT



SCHD8544C17G01

Assembly, Button, Type MTA Complete, Two-Switch

FIXTURES-CAR AND CORRIDOR BUTTONS (MT/MTA) PARTS

NOTE: Photographs NOT to scale.

**Otis
Part No.**

Part Description



SCHD8544C19G01

Assembly, Jewel, Fire Hat, Type MTA



SCHD8544C18G01

Assembly, Key Switch, Fire Service, Phase II, 3-position switch (Fire Service On, Hold, Off) with three keys (AS100 Key), Type MTA



SCHD8544C18G02

Assembly, Key Switch, Phase I (AS100 Key), Type MTA

FIXTURES-CAR AND CORRIDOR BUTTONS (MT/MTA) PARTS

NOTE: Photographs NOT to scale.

**Otis
Part No.**

Part Description



SCHD8538C81H03

Battery, 12 AH



SCHD8539C17H02

Battery, 4.5 AH (for MPH2)



SCHD998C278H11

Button, PC Board, BT-1, 1-Switch

FIXTURES-CAR AND CORRIDOR BUTTONS (MT/MTA) PARTS

NOTE: Photographs NOT to scale.

**Otis
Part No.**

Part Description



SCHD8540C59H01

Cover, Lens, Emergency Light, 3-in.h Wide by 5.5-in. Long



WEST7424C98G11

Door Frame, Telephone Cabinet



SCHD7254C77H01

Faceplate, Keyswitch, Phase I Switch, Type MTA

FIXTURES-CAR AND CORRIDOR BUTTONS (MT/MTA) PARTS

NOTE: Photographs NOT to scale.

**Otis
Part No.**

Part Description



SCHD8544C17G04

Frame, Button w/Button, Type MTA



SCHD6956C47H01

Handle, Phone Pull



SCHD8544C15H01

Housing, Button, Type MTA,, 1 Switch

FIXTURES-CAR AND CORRIDOR BUTTONS (MT/MTA) PARTS

NOTE: Photographs NOT to scale.

**Otis
Part No.**

Part Description



SCHDH200

Key



SCHDH-301

Key, Car Station (for 321)



WESTOCO1

Key, Switch, Car Station (Surface Mount Switch)

FIXTURES-CAR AND CORRIDOR BUTTONS (MT/MTA) PARTS

NOTE: Photographs NOT to scale.

**Otis
Part No.**

Part Description

Photograph Not Available

WEST5061A46H05

Keyswitch, Car Station (Job Specific) Key p/n OCO1



WESTX46AS4H70

Lamp, 28 V, Bayonet Base, 10 per pack (used in hall lantern)



WESTX46ABS/H04

Lamp, Screw Base, Pep Cab, 10 per pack

FIXTURES-CAR AND CORRIDOR BUTTONS (MT/MTA) PARTS

NOTE: Photographs NOT to scale.

**Otis
Part No.**

Part Description



WESTX46ABS/H05

Lamp, Wedge Base, 6.3 V, 300A
(used in cab)



SCHD5061A49H01

Lens



WEST6924C32H01

Lens, 3-inch Round, Hall Lantern

FIXTURES-CAR AND CORRIDOR BUTTONS (MT/MTA) PARTS

NOTE: Photographs NOT to scale.

**Otis
Part No.**

Part Description



SCHD998C304H11

PC Board, Button, Type MTA,
Two-Switch



WEST692B927H01

PC Board, Chime, Hall Lantern



WEST7257C76H01

Plate, Cover, #4 Stainless Steel
Finish, No Stud, Surface Mount

FIXTURES-CAR AND CORRIDOR BUTTONS (MT/MTA) PARTS

NOTE: Photographs NOT to scale.

**Otis
Part No.**

Part Description



SCHD8540C58H02

Retainer, Push Button, w/Screw,
Type MTA



WESTX5BCS2H23

Screw, Tamper-Proof, #10, 1-1/4-
inch Long, 10 per Pack



SCHD5061A04H02

Switch, Beam (Car Station)

FIXTURES-CAR AND CORRIDOR BUTTONS (MT/MTA) PARTS

NOTE: Photographs NOT to scale.

**Otis
Part No.**

Part Description



SCHD7429C48H16

Switch, "Fan" Lo-High

Photograph Not Available

SCHD7257C63H10

Switch, "Stop Run"

Photograph Not Available

SCHD7429C48H11

Switch, "Fan" Lo-Med

FIXTURES-CAR AND CORRIDOR BUTTONS (MT/MTA) PARTS

NOTE: Photographs NOT to scale.

**Otis
Part No.**

Part Description



SCHD7429C48H08,
SCHD7257C63H08

Switch, Rocker, "Service HE" (Red Lens)



SCHD7429C48H02,
SCHD7257C63H02

Switch, Rocker, In Service Switch



SCHD7429C48H01,
SCHD7257C63H01

Switch, Rocker, Light

FIXTURES-CAR AND CORRIDOR BUTTONS (MT/MTA) PARTS

NOTE: Photographs NOT to scale.

**Otis
Part No.**

Part Description



SCHD7429C48H14
SCHD7257C63H14

Switch, Rocker, Marked: "UP"
Arrow, Red Illumination



WEST7257C63H06
SCHD7257C63H06

Switch, Rocker, Marked: Inspection
Normal, Red Illumination



SCHD7429C48H15
SCHD7257C63H15

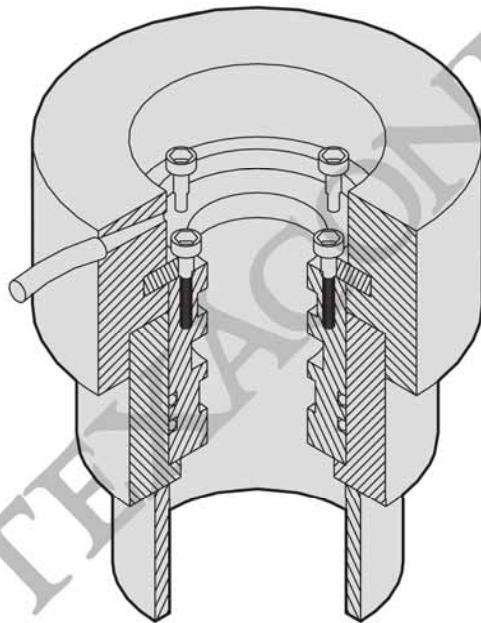
Switch, Rocker, Marked: "DOWN"
Arrow, Red Illumination

NOTE: Photographs NOT to scale.

**Otis
Part No.**

Part Description

MPH-I



Plunger Size (in.)	Solid Packing Set Part Number	Replacement Seals
3.5	TEXA6EA025-01	TEXA8RF025-01
3.75	TEXA6EA025-02	TEXA8RF025-02
4.0	TEXA6EA025-03	TEXA8RF025-03
4.5	TEXA6EA025-04	TEXA8RF025-04
5.5	TEXA6EA025-05	TEXA8RF025-05
6.0	TEXA6EA025-06	TEXA8RF025-06
6.5	TEXA6EA025-07	TEXA8RF025-07
7.0	TEXA6EA025-08	TEXA8RF025-08
8.0	TEXA6EA025-09	TEXA8RF025-09

NOTE: This packing head can be easily confused with the version that was manufactured after to 1989 and used on the MPH2. The packing head assembly used on the MPH 1 is longer than the one used on the MPH 2.

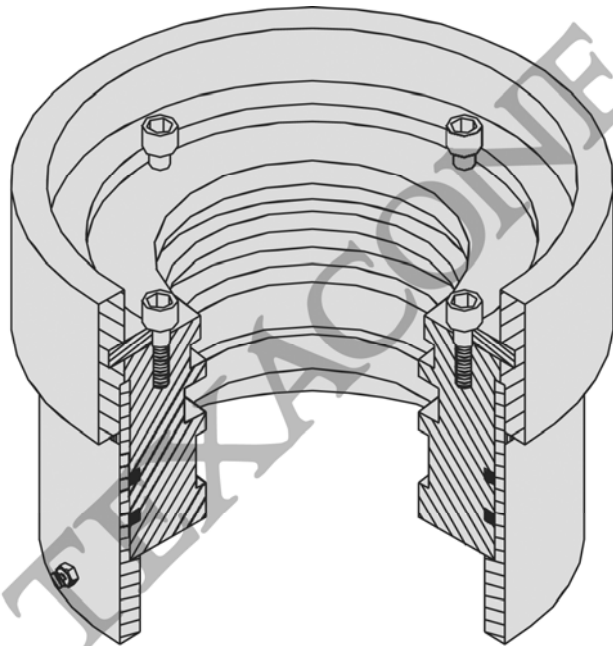
©1996, 1999, 2002, 2006, 2008 The Texacone Company. May not be reproduced without permission.

NOTE: Photographs NOT to scale.

**Otis
Part No.**

Part Description

MPH II



©1996, 1999, 2002, 2006, 2008 The Texacone Company. May not be reproduced without permission.

Plunger Size (in.)	Solid Packing Set Number	Replacement Seal Number
3.5	TEXA9EA113-01	TEXA9E048
3.75	TEXA9EA113-02	TEXA9E050
4.0	TEXA9EA113-03	TEXA9E049
4.5	TEXA9EA113-04	TEXA9E021
5.0	TEXA9EA113-05	TEXA9E023
5.5	TEXA9EA113-06	TEXA9E015
6.0	TEXA9EA113-07	TEXA9E005
6.5	TEXA9EA113-08	TEXA9E013
7.0	TEXA9EA113-09	TEXA9E131
8.0	TEXA9EA113-10	TEXA9E135

NOTES:

1. The above numbers apply to jacks manufactured by D.L. Martin after 1989. The seals have a 1/4-in. cross section.
2. Most units have four Allen Head bolts holding the retaining ring in place. Some later units may only have two bolts holding the retaining ring in place.
3. This packing head can be easily confused with the version manufactured prior to 1989 and used on the MPH-I. The packing head assembly used on the MPH-II is shorter than that used on the MPH 1.

POWER UNITS

NOTE: Photographs NOT to scale.

**Otis
Part No.**

Part Description



See pp. 37–38

Packing Set



WEST865A278H01

Thermostat, Oil Temperature (for MPH-II hydro)